



SOLACI CACI`24

ARGENTINA

BUENOS AIRES HILTON
BUENOS AIRES, ARGENTINA

AUGUST
7 - 9
2024



XXIX ANNUAL CONGRESS OF LATIN AMERICAN SOCIETY
OF INTERVENTIONAL CARDIOLOGY

XXXIV NATIONAL ANNUAL CONGRESS OF THE ARGENTINE COLLEGE
OF INTERVENTIONAL CARDIOANGIOLOGY

www.solacicongress.org

SCIENTIFIC PROGRAM

INDEX

INTRODUCTION.....	3
CONGRESS AUTHORITIES.....	4
INTERNATIONAL FACULTY.....	5
GENERAL INFORMATION	6
LAYOUT.....	7
SCIENTIFIC PROGRAM	
ADULTS ROOM AUGUST 7.....	10
ADULTS ROOM AUGUST 8.....	41
ADULTS ROOM AUGUST 9.....	71
HANDS ON.....	92
NURSING TECHNICIANS SYMPOSIUM.....	93
PEDIATRICS SYMPOSIUM.....	102
ePOSTERS.....	115
SPONSORS.....	127
INSTITUTIONAL INTERNATIONAL SUPPORT.....	128

WELCOME

Dear Esteemed Colleagues and Distinguished Guests,

On behalf of the organizing committee, it is with great pleasure and excitement that I extend a warm welcome to all of you to the SOLACI-CACI 2024 Congress. This premier event, dedicated to the field of interventional cardiology, promises to be an exceptional gathering of some of the brightest minds and talents in our profession. We are honored to host this highly anticipated event scheduled to take place in the enchanting city of Buenos Aires, Argentina, in August 2024.

The SOLACI-CACI 2024 Congress brings together interventional cardiologists from across Latin America and the world. It provides a unique platform for knowledge exchange, collaboration, and networking, making it a vital event for staying at the forefront of the latest developments in our field. This year's congress theme, "Advancing Cardiovascular Interventions: Innovations and Beyond," reflects our commitment to exploring cutting-edge techniques, innovations, and advancements in the world of interventional cardiology.

We have curated a comprehensive scientific program that features a stellar lineup of renowned speakers, thought-provoking sessions, hands-on workshops, live cases and engaging discussions. Our aim is to provide you with valuable insights, skills, and tools that will not only enhance your practice but also contribute to improving patient care across the region.

In addition to the enriching scientific program, the SOLACI-CACI 2024 Congress offers a unique opportunity to explore the vibrant culture, history, and gastronomy of Buenos Aires. Known for its rich tango heritage, iconic landmarks, and warm hospitality, Buenos Aires is the perfect backdrop for this gathering of medical professionals.


As you join us for this congress, we encourage you to take full advantage of the numerous networking opportunities available. Connect with colleagues, share experiences, and forge collaborations that can lead to groundbreaking advancements in interventional cardiology.


We would like to express our heartfelt gratitude to all our sponsors, exhibitors, and partners who have generously supported this event. Your contributions have been instrumental in making this congress a reality.

Once again, I extend my warmest welcome to all participants. We look forward to your active participation and engagement in the SOLACI-CACI 2024 Congress. Together, we will make this event a resounding success and a memorable experience for all.

Bienvenidos a Buenos Aires, and let us embark on this exciting journey of knowledge, innovation, and collaboration!

Sincerely,


Dr. Diego Grinfeld
SOLACI CACI`24 President



CONGRESS AUTHORITIES

SOLACI President

Mario Araya

CACI President

Juan José Fernández

Treasurers

Omar Santaera

Amalia Descalzo

SOLACI CACI 24' Congress Chairperson

Diego Grinfeld

Organizing Committee

Mario Araya

Daniel Berrocal

Alejandro Cherro

Fernando Cura

Aníbal Damonte

Amalia Descalzo

Alejandro D. Fernández

Juan José Fernández

Mario Fernández

Liliana Ferrin

Marcelo Halac

Miguel Larribau

Oscar Mendiz

Lucio Padilla

Alejandro Palacios

Rubén Piraino

Antonio Pocoví

Bibiana Rubilar

Omar Santaera

Raúl Solernó

Lorena Villagra

SOLACI CACI 24' Congress Scientific Chairperson

Carla Agatiello

Scientific Committee

Marcelo Agüero

José Álvarez

Jorge Baccaro

Corina Biagioni

Alfonsina Candiello

Dionisio Chambre

Juan Guido Chiabrando

Martín Cisneros

Fernando Cohen

Carlos Miguel Fava

Carlos Fernández Pereira

Liliana Ferrin

Cristian Garmendia

Silvina Gómez

Diego Guzzanti

Pablo Lamelas

Leandro I Lasave

Victorio Lucini

Bibiana Manavella

Ana Paula Mollón

Julio Pascua

Alejandro Peirone

Pablo Pollono

Marcelo Rivarola

Alfredo Rodríguez

Ignacio Seropian

Pablo Spaletra

Matías Szejfman

Latin American Scientific Committee

Raúl Arrieta (Brasil)

Pabla Cataldo (Chile)

Paulina Elizabeth Cisneros Clavijo (Ecuador)

Cecilia Cuevas de la Cruz (Perú)

Viviana Guzzo Lemke (Brasil)

José Luis Leiva Pons (México)

Gabriel Maluenda (Chile)

Fernanda Mangione (Brasil)

Sanali Paiva (Brasil)

Andrea Robaina (Venezuela)

Luis Alberto Urna Herbas (Bolivia)

Gustavo Vignolo (Uruguay)

Lorena Villalba Giménez (Paraguay)

INTERNATIONAL FACULTY

Amat-Santos Ignacio (Spain)
Berman Darren (USA)
Chieffo Alaide (Italy)
Cohen Mauricio (USA)
Dangas George (USA)
Díaz-Sandoval Larry (USA)
Eltchaninoff Helene (France)
García García Héctor (USA)
Gilard Martine (France)
Granada Juan (USA)
Guerrero Mayra (USA)
Hernández José María (Spain)
Hijazi Ziyad (USA)
Íñiguez Andrés (Spain)
Kim Gi Beom (Korea)
Kumar Prathap (India)
Mehran Roxana (USA)
Van Mieghem Nicolas (The Netherlands)
Palena Mariano (Italy)
Pasupati Sanjeevan (New Zealand)
Pichard Augusto (USA)
Placido Disla Jenny (USA)
Prendergast Bernard (UK)
Ribichini Flavio (Italy)
Serruys Patrick (Ireland)
Stankovic Goran (Serbia)
Waskman Ron (USA)
Alasnag Mirvat (Saudi Arabia)
Delgado Victoria (Spain)
Dumonteil Nicolas (France)
Sitges Martha (Spain)
Rao Sarita (India)
Rogers Toby (USA)
Tchetche Didier (France)
Broadmann Marianne (Austria)
Lotan Chaim (Israel)
Leon Martin (USA)

GENERAL INFORMATION

CONTACT INFORMATION

SOLACI Congress Office: A. Alsina 2653, 2do piso H C1090AAQ - CABA Argentina

Tel./Fax: (+5411) 4954-7173

Organization: congreso@solaci.org

Scientific Issues: cientifico@solaci.org

Registration: inscripciones@solaci.org

ProEducar: proeducar@solaci.org

EVENT INFORMATION

DATES: August 7 - 9, 2024

LOCATION: Buenos Aires, Argentina

VENUE: Convention Center Hilton Hotel Puerto Madero, Buenos Aires, Argentina

WEB SITE: www.solacicongress.org

REGISTRATION: Online and Onsite Registration will be available at the lobby of the Convention Center Hilton Hotel

EXHIBIT DATES AND HOURS

- Wednesday, August 7: From 9:00 to 18:00 hrs

- Thursday, August 8: From 8:00 to 18:00 hrs

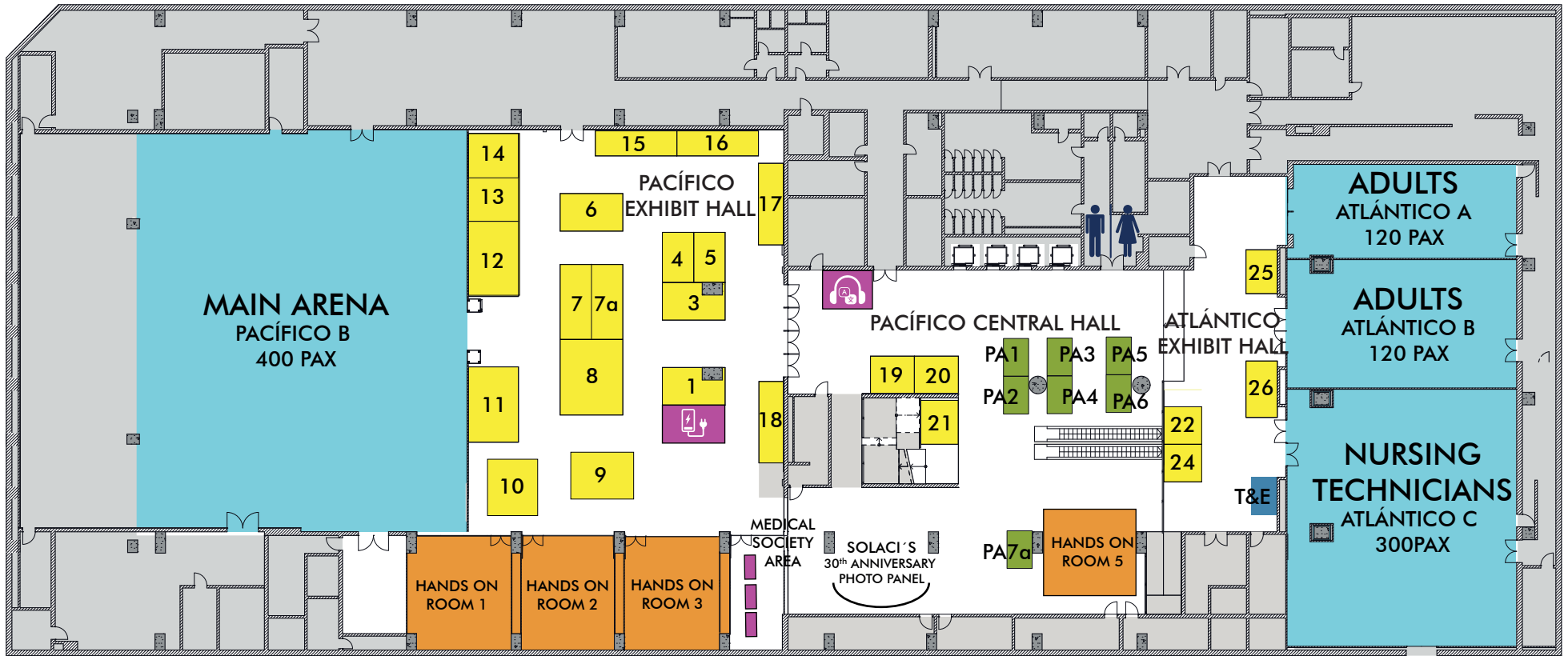
- Friday, August 9: From 8:00 to 15:00 hrs

OPENING CEREMONY

Wednesday, August 7 – PACÍFICO ROOM **MAIN ARENA** at 18:00 hrs

COCKTAIL RECEPTION

The cocktail reception will be held on the Commercial exhibition area for all exhibitors, faculty members and visitors on Wednesday, August 7 at the end of the opening ceremony



COMMERCIAL EXHIBIT SPACES

BOOTH	COMPANY
1	SMT
3	CANON MEDICAL
4	IHT
5	APT MEDICAL
6	SIEMENS HEALTHINEERS
7	MEDTRONIC
7a	CONCEPT MEDICAL
8	PHILIPS
9	VENUS
10	BOSTON SCIENTIFIC
11	MERIL
12	MTG GROUP
13	EDWARDS
14	BRAILE

BOOTH	COMPANY
15	SINOMED
16	LEPU MEDICA
17	BROSMED
18	CORDIS
19	MERIT MEDICAL
20	PULSE MEDICAL
21	COOK MEDICAL
22	SHUNMEI MEDICAL
24	SIPROTEC
25	GE HEALTHCARE
26	BALTON

PRE ASSEMBLED BOOTH (2M X 3M)

BOOTH	COMPANY
PA1	SUPIRA MEDICAL
PA2	RELISYS
PA3	LIFETECH SCIENTIFIC
PA4	KOSSEL MEDTECH
PA5	DEMAX
PA6	TRANSLUMINA
PA7a	INARI

HANDS ON EXPERIENCE | HOSPITALITY

CONCEPT	COMPANY
ROOM 1	BOSTON SCIENTIFIC (AUGUST 7,8 & 9)
ROOM 2	BOSTON SCIENTIFIC (AUGUST 7,8 & 9)
ROOM 3	SIPROTEC (AUGUST 8)
ROOM 5	INARI (AUGUST 7,8 & 9)



SOLACI
CACI'24
ARGENTINA

BUENOS AIRES HILTON
BUENOS AIRES, ARGENTINA

AUGUST
7 - 9
2024



XXIX ANNUAL CONGRESS OF LATIN AMERICAN SOCIETY OF INTERVENTIONAL CARDIOLOGY

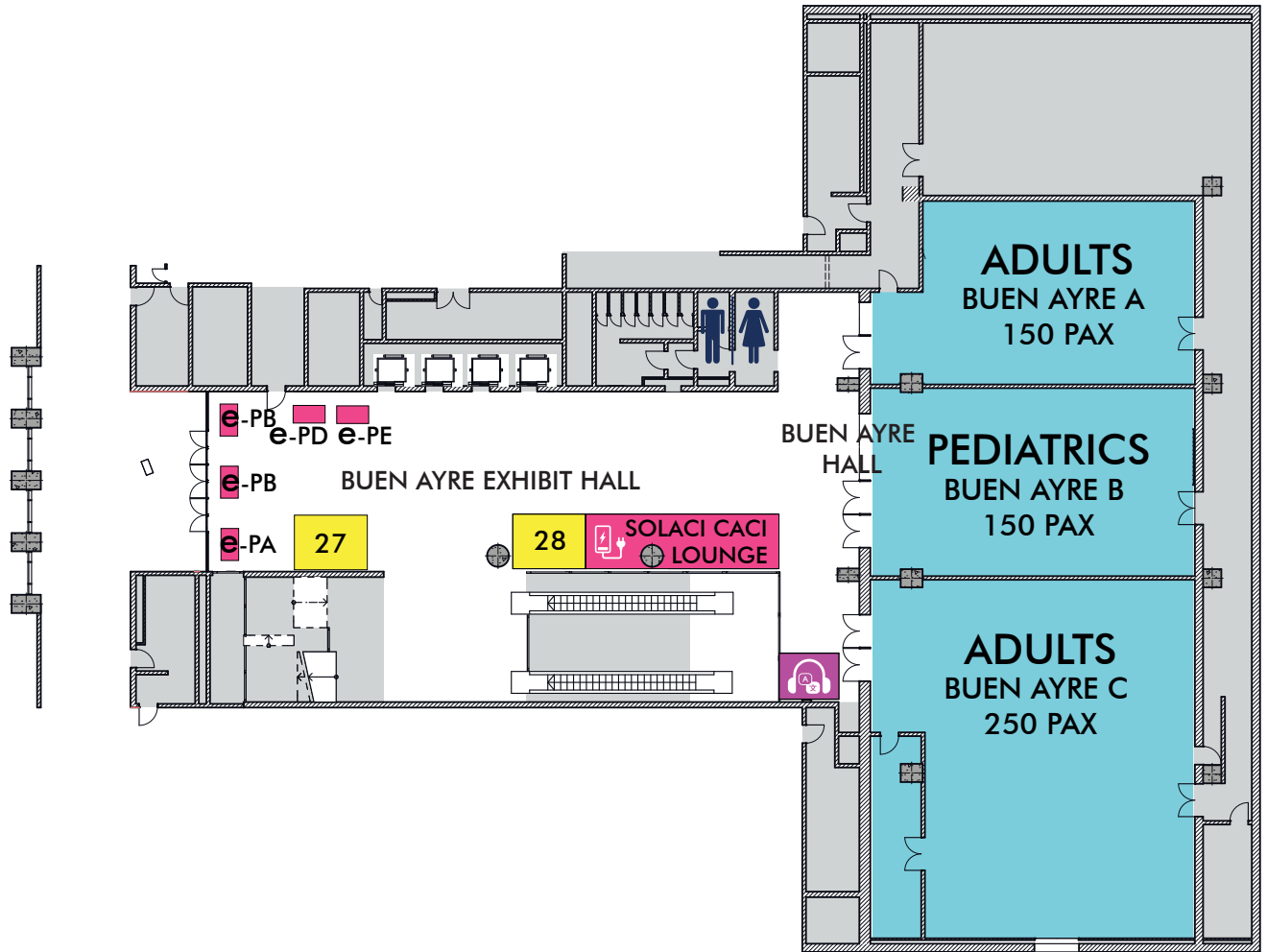
XXXIV NATIONAL ANNUAL CONGRESS OF THE ARGENTINE COLLEGE OF INTERVENTIONAL CARDIOANGIOLOGY

www.solacicongress.org

UNDERGROUND LEVEL
PACÍFICO HALL
PACÍFICO CENTRAL HALL
ATLÁNTICO HALL

COMMERCIAL EXHIBIT SPACES

BOOTH	COMPANY
27	OCCLUTECH
28	OMNIMEDICA



**SOLACI
CACI`24**
ARGENTINA

BUENOS AIRES HILTON
BUENOS AIRES, ARGENTINA

AUGUST
7 - 9
2024

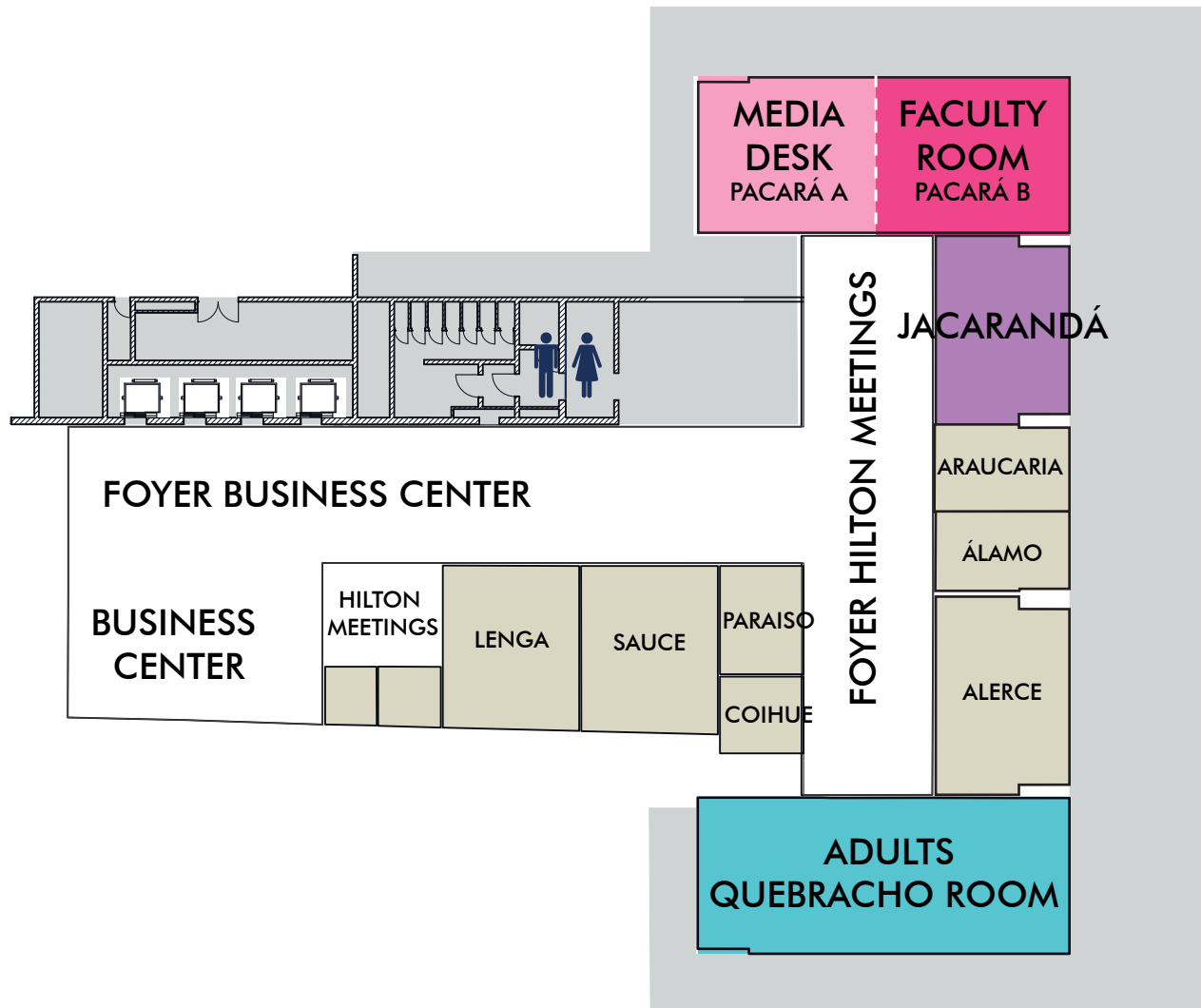


XXIX ANNUAL CONGRESS OF LATIN AMERICAN SOCIETY
OF INTERVENTIONAL CARDIOLOGY

XXXIV NATIONAL ANNUAL CONGRESS OF THE ARGENTINE COLLEGE
OF INTERVENTIONAL CARDIOANGIOLOGY

www.solacicongress.org

SECOND LEVEL
BUEN AYRE HALL



FIFTH LEVEL
FOYER BUSINESS CENTER



SOLACI
CACI`24

ARGENTINA

BUENOS AIRES HILTON
BUENOS AIRES, ARGENTINA

AUGUST
7 - 9
2024



XXIX ANNUAL CONGRESS OF LATIN AMERICAN SOCIETY
OF INTERVENTIONAL CARDIOLOGY

XXXIV NATIONAL ANNUAL CONGRESS OF THE ARGENTINE COLLEGE
OF INTERVENTIONAL CARDIOANGIOLOGY

www.solacicongress.org

PACÍFICO ROOM – MAIN ARENA

09:00 a.m. to 10:30 a.m.

STRUCTURAL HEART DISEASE – LIVE CASE

Live International Transmission Tribute to Alain Cribier from Toulouse, France

Objectives:

- 1) To highlight the key techniques and considerations for TAVR procedural success
- 2) Discuss the appropriate patient selection criteria for TAVR

Chairpersons: Carla Agatiello (AR), Diego Grinfeld (AR) and Leandro Lasave (AR)

Panelist: Martine Gilard (FR), Matías Szejfman (AR), Juan Fernández (AR), Flavio Ribichini (IT), Aníbal Damonte (AR), Maximiliano Giraudo (AR) and Deborah Nercolini (BR)

10min	Introduction: Mentoring in IC <i>Leandro Lasave (AR)</i>
40min	LIVE CASE TAVR with Balloon-Expandable Valve (Myvalve) <i>Nicolas Dumonteil and Didier Tchetché (FR)</i>
10min	Discussion
15min	LANDMARK RCT and Octacor <i>Patrick Serruys (IRL)</i>
5min	Discussion
10min	Remarks and Takeaway Message <i>Helene Eltchaninoff (FR)</i>

ATLÁNTICO ROOM A

09:00 a.m. to 10:30 a.m.

CORONARY HEART DISEASE – JOINT SESSION

SOLACI-CACI@EBC Joint Session (PART I) Coronary Bifurcation

Treatment Including Left Main Coronary Artery. Remaining Challenges

Objectives:

- 1) Explore therapeutic strategies for the treatment of coronary bifurcations, including LMCA
- 2) Address remaining challenges in the treatment of coronary bifurcations

Chairpersons: Goran Stankovic (SER) and Ricardo Costa (BR)

Panelist: Alberto Sampaolesi (AR), Alejandro Palacios (AR), Antonio Pocoví (AR), José Mangione (BR), Micheli Galon (BR), José Álvarez (AR), Victoria Liberti (AR) and Francisco Ayala (CHL)

7 min	Welcome and Session Objectives <i>Goran Stankovic (SER)</i>
10 min	When to use provisional stent <i>José Mangione (BR)</i>

AUGUST

5 min	Discussion
10 min	When two stents. Definition of complete bifurcation and results of bifurcation stent <i>Nicolás Zaderenko (AR)</i>
5 min	Discussion
10 min	LMCA ATC, how we act <i>Goran Stankovic (SER)</i>
5 min	Discussion
10 min	How can we optimize the treatment of bifurcations <i>Goran Stankovic (SER)</i>
5 min	Discussion
10 min	LATAMBIF, where we are <i>Carlos Uribe (CO)</i>
5min	Discussion
8min	Key learning points <i>Ricardo Costa (BR)</i>

ATLÁNTICO ROOM B

09:00 a.m. to 10:30 a.m.

PERIPHERAL DISEASE

Multidisciplinary Challenges for TEVAR in 2024

Objectives:

- 1) Explore the indications and therapeutic alternatives for TEVAR
- 2) Address the management of undesired complications

Chairpersons: Andrés Pascua (AR) and Ernesto Torresani (AR)

Panelist: Martín Parodi (AR), Ignacio de Luca (AR), Esteban Mendaro (AR), Esteban Paolini (AR), Leonardo Harduin (BR), Mariana Correa (AR)

5 min	Welcome and Session Objectives <i>Ernesto Torresani (AR)</i>
7 min	Endovascular Approach to Aortic Occlusive Disease <i>José Martín Rabellino (AR)</i>
5 min	Discussion
7 min	Treatment of Acute Aortic Syndrome. Use of Imaging. Treatment <i>Mariano Castelli (AR)</i>
5 min	Discussion
7 min	Fenestrated Grafts <i>Mariano Ferreira (AR)</i>

AUGUST

5 min	Discussion
7 min	TEVAR Complications. Treatment <i>Juan Varela (CO)</i>
5 min	Discussion
7 min	TEVAR Update <i>Gustavo Lev (AR)</i>
5 min	Discussion
20min	Key learning point and session wrap up <i>Andrés Pascua (AR)</i>

BUEN AYRE ROOM A

09:00 a.m. to 10:30 a.m.

CORONARY HEART DISEASE

Planning a Chronic Total Occlusion Procedure: Keys for Success

Objectives:

To discuss essential strategies for planning and successfully execute a CTO procedure

Chairpersons: Lucio Padilla (AR) and Mario Araya (CHL)

Panelist: Christian Dauvergne (CHL), Gustavo Pedernera (AR), Igancio Vaca (BO), Mariano Rubio (AR), Guillermo Marchetti (AR)

6 min	Welcome and Session Objectives <i>Lucio Padilla (AR)</i>
7 min	How does CTO anatomy dictate interventional strategy? <i>Pablo Ramírez (CHL)</i>
5 min	Discussion
7 min	CTO: never too easy <i>Evandro Martins Filho (BR)</i>
5 min	Discussion
7 min	CTO-PCI in patients with reduced left-ventricular function <i>Fernando Cohen (AR)</i>
5 min	Discussion
7 min	The post-CABG CTO challenge <i>Evandro Martins Filho (BR)</i>
5 min	Discussion
7 min	Complications in CTO procedure <i>Santiago Ordóñez (AR)</i>

**7
AUGUST**

- 5 min Discussion
- 20 min Key learning point and session wrap up
Mario Araya (CHL)

BUEN AYRE ROOM C

09:00 a.m. to 10:30 a.m.

CORONARY HEART DISEASE – JOINT SESSION

SOLACI CACI@SAC/FAC/CACI Training: Revascularization In Different Scenarios

Objectives:

To discuss the indication and revascularization alternatives among different clinical scenarios

Chairpersons: Víctor Mauro (AR) and Alejandro Cherro (AR)

Panelist: Mirza Rivero (AR), Carolina Salvatori (AR), Cristian Garmendia (AR), Dionisio Chambre (AR), Alfredo Bravo (AR), Iris Rodríguez (PE), Rodolfo Hermida (AR) and Guillermo Vaccarino (AR)

- 6 min Welcome and Session Objectives
Víctor Mauro (AR)
- 7 min Patients with Asymptomatic Chronic Coronary Syndrome
Juan Pablo Costabel (AR)
- 5 min Discussion
- 7 min Patient with Symptomatic Chronic Coronary Syndrome
Daniel Berrocal (AR)
- 5 min Discussion
- 7 min Patient with Ventricular Dysfunction
Juan Gagliardi (AR)
- 5 min Discussion
- 7 min Patient with Coronary Disease and Diabetes
Matías Rodríguez Granillo (AR)
- 5 min Discussion
- 7 min Patient with Left Main Disease
Sebastián Peralta (AR)
- 5 min Discussion
- 7 min Patient with Multivessel Disease
Andrea Robaina (VE)
- 7 min Discussion
- 10 min Key learning points
Alejandro Cherro (AR)

7
AUGUST

QUEBRACHO ROOM
09:00 a.m. to 10:30 a.m.

MIL– JOINT SESSION SOLACI-CACI@MIL-CONAREC Session

Objectives:

- 1) To provide the necessary tools to select the correct Cardiology Subspecialty
- 2) Discuss the pros and cons of choosing an Interventional Subspecialty

Chairpersons: Amalia Descalzo (AR) and Facundo Balsano (AR)

Panelist: Francisco Olivares (AR), María Victoria Verteramo (AR), Segundo Navarrete (AR), Julián Gómez Arneri (AR), Marisa Acosta (AR) and Patricia Aubanel (MX)

3 min	Introduction and Objectives <i>Facundo Balsano (AR)</i>
7 min	Barriers and Opportunities in the Decision-Making Process for a Cardiology Subspecialty <i>Juan Ignacio Damonte (AR)</i>
5 min	Questions from Medical Residents
7 min	Ideas or Bias When Choosing an Interventional Subspecialty <i>Ana Mollon (AR)</i>
5 min	Questions from Medical Residents
7 min	Mentoring as a Tool to Optimize Decision-Making During a Medical Career <i>Sebastián Mrad (AR/CAN)</i>
5 min	Questions from Medical Residents
7 min	MIL Survey 2024: Barriers and Limitations <i>Giuliana Corna (AR)</i>
5 min	Questions from Medical Residents
7 min	Work-Life Balance as a Variable to Consider when Choosing a Subspecialty <i>Nicolás Martínez Marietti (AR)</i>
5 min	Questions from Medical Residents
7 min	Maternity and Subspecialty: Are X-Rays a Cause for Fear? <i>Daniela Coria (AR)</i>
10 min	Questions from Medical Residents
10 min	Final Thoughts <i>Amalia Descalzo (AR)</i>

10:30 a. m. to 10:40 a.m.

BREAK

AUGUS

PACÍFICO ROOM – MAIN ARENA

10:40 a.m. to 12:00 p.m.

STRUCTURAL HEART DISEASE – LIVE CASE

Medtronic Structural Live Case from Favaloro Foundation

Objectives:

- 1) To highlight the key techniques and considerations for TAVR procedural success
- 2) Discuss the appropriate patient selection criteria for TAVR

Chairpersons: Expedito Ribeiro (BR) and Alexandre Abizaid (BR)

Panelist: Alfredo Rodríguez (AR), Carlos Fernández Pereira (AR), Lorena Villalba (PY), Miguel Payaslian (AR) and Matías Szejfman (AR)

5 min	Welcome and Session Objectives <i>Alexandre Abizaid (BR)</i>
45 min	Medtronic Structural Live Case from Favaloro Foundation (EVOLUT PRO) <i>Operators: Oscar Mendiz (AR), Carlos Fava (AR)</i>
20 min	Discussion Q&A
10 min	Key learning message <i>Expedito Ribeiro (BR)</i>

ATLÁNTICO ROOM A

10:40 a.m. to 12:00 p.m.

CORONARY HEART DISEASE – JOINT SESSION

SOLACI CACI@EuroPCR Joint Session. Perspective of AMI Treatment in Different Regions

Objectives:

- 1) Analyze and compare various AMI treatment alternatives and strategies across different regions
- 2) Facilitate the exchange of experiences among physicians from around the globe

Chairpersons: Flavio Ribichini (IT) and Ricardo Costa (BR)

Panelist: Fernando Cohen (AR), Erick Hornez (BO), Amalia Descalzo (AR), Diego Alejandro Rodríguez (AR), Ignacio Vaca (BO) and Patricia Aubanel (MEX)

5 min	Welcome and Session Objectives. <i>Flavio Ribichini (IT)</i>
7 min	AMI Registry @LATAM <i>Alfonsina Candiello (AR)</i>
5 min	Discussion
7 min	AMI Registry @Italy <i>Flavio Ribichini (IT)</i>

5 min	Discussion
7 min	AMI Registry@ France <i>Martine Gilard (FR)</i>
5 min	Discussion
7 min	AMI Registry@ Spain <i>Ignacio Amat Santos (SP)</i>
5 min	Discussion
7 min	Antiplatelet treatment in AMI and inflammation <i>Roxana Mehran (USA)</i>
5 min	Discussion
15 min	General discussion and closing remarks <i>Ricardo Costa (BR)</i>

ATLÁNTICO ROOM B

10:40 a.m. to 12:00 p.m.

ProEducar – JOINT SESSION

MODULE 1: ProEducar Fellows Course@CRF-TCT: Intravascular Imaging and CHIP interventions

Objectives:

- 1) Analyze the indications of intracoronary physiology and intravascular imaging.
- 2) Discuss the tips and tricks in CHIP interventions.

Chairpersons: Juan Granada (USA) and Héctor García García (USA)

Panelist: Pablo Charry (CO), Fernanda Mangione (BR), Nicolás Zaderenko (AR), Juan Arellano (AR) and Marisa Acosta (AR)

3 min	Welcome and Session Objectives <i>Juan Granada (USA)</i>
10 min	How and When to Use Intracoronary Physiology <i>Alejandro Fernández (AR)</i>
10 min	How and When to Use Intravascular Imaging <i>Héctor García García (USA)</i>
10 min	Learning Case: Management of LM disease. Step by Step <i>Alaide Chieffo (IT)</i>
10 min	Learning case: Strategies in calcified lesions. Plaque modification <i>Ricardo Costantini (AR)</i>
10 min	Multivessel disease: Percutaneous first? How and When <i>Carlos Uribe (CO)</i>
10 min	How to absorb all of this information without getting lost in the attempt <i>Juan Granada (USA)</i>

AUGUST

- 12 min Discussion with Fellows
- 5 min Key learning points
Héctor García García (USA)

BUEN AYRE ROOM A

10:40 a.m. to 12:00 p.m.

STRUCTURAL HEART DISEASE

Mitral Valve: Edge-to-Edge Repair and Other Devices. PART I

Objectives:

- 1) To address indications, patient selection and keys to therapeutic success in structural mitral pathology

Chairpersons: Marcelo Agüero (AR) and Vinicius Esteves (BR)

Panelist: Santiago Ordóñez (AR), Sebastián Lluberas (UY), Jorge Baccaro (ARG), Marcio Montenegro (BR) and Rodrigo Alderete (ARG)

- 3 min Welcome and Session Objectives
Marcelo Agüero (AR)
- 7 min Anatomical Screening of Patients with Mitral Regurgitation for Percutaneous Treatment
Marcelo Agüero (AR)
- 5 min Discussion
- 7 min Correct Planning for the Correct Patient with Mitral Regurgitation
Horacio Medina de Chazal (CAN/CHL)
- 5 min Discussion
- 7 min Tips & Tricks for Complex Mitral Regurgitation Cases
Mayra Guerrero (USA)
- 5 min Discussion
- 7 min Mini-Mitral: A Surgical Alternative for Complex Anatomies
Vadim Kotowicz (AR)
- 5 min Discussion
- 7 min Valve-in-MAC, Valve-in-Ring, Valve-in-Valve: When Percutaneous is Possible
Mayra Guerrero (USA)
- 5 min Discussion
- 7 min Percutaneous Mitral Valves: Alternatives with Available Evidence
Gabriel Maluenda (CHL)
- 5 min Discussion
- 5 min Key learning message
Vinicius Esteves (BR)

AUGUST

BUEN AYRE ROOM C

10:40 a.m. to 12:00 p.m.

PERIPHERAL DISEASE

Suprapatellar Treatment: Innovation by Experts

Objectives:

Analyze the keys for treatment success and different therapeutic alternatives in suprapatellar disease.

Chairpersons: Luis Urna (BO) and Bibiana Manavella (AR)

Panelist: Rosario Amorin (UY), Jonathan Miara (AR), Pedro Zangroniz (AR), Andrés Pascua (AR), Brian Donato (AR), Gustavo Pedernera (AR), Paulina Cisneros (EC) and Carlos Rojas Matas (AR)

5 min	Welcome and Session Objectives <i>Luis Urna (BO)</i>
7 min	Vessel Preparation. A Key for Treatment Success <i>Ana Paula Mollon (AR)</i>
5 min	Discussion
7 min	Classification of Treatment for Common Femoral Artery Lesions <i>José Martín Rabellino (AR)</i>
5 min	Discussion
7 min	Challenging Occlusions From OSTIUM to P3 <i>Mariano Palena (IT)</i>
5 min	Discussion
7 min	Strategies for Complex Occlusions <i>Larry Díaz Sandoval (USA)</i>
5 min	Discussion
7 min	Use of Drug-Coated Balloons in Suprapatellar Disease <i>Marianne Brodmann (AUT) (pre-recorded)</i>
5 min	Discussion
7 min	New Technology for Suprapatellar Treatment. Shockwave, Laser, Atherectomy <i>Mariano Palena (IT)</i>
10 min	Discussion and takehome message <i>Bibiana Manavella (AR)</i>

QUEBRACHO ROOM

10:40 a.m. to 12:00 p.m.

CORONARY HEART DISEASE

Percutaneous Coronary Intervention in Fragile Adult Patients

Objectives:

To discuss the therapeutic approach in elderly fragile patients

Chairpersons: José Mangione (BR) and Pablo Spalettra (AR)

Panelist: Félix Damas (MX), Rubén Kevorkián (AR), Ricardo Lluberás (UY), Maximiliano Smietniansky (AR), Juan Mieres (AR), María Rosa Aymat (AR) and Alejandro Márquez (VE)

10 min	Welcome and Session Objectives <i>José Mangione (BR)</i>
7 min	Determining Patient Fragility and Assessment. Does Age Alone Indicate Fragility? <i>Mariela Cal (AR)</i>
5 min	Discussion
7 min	LMCA Revascularization in Fragile Elderly Patients <i>Sebastián Peralta (AR)</i>
5 min	Discussion
7 min	Multivessel Disease: Is Complete Revascularization Necessary in Fragile Adult Patients? <i>Ricardo Lluberás (UY)</i>
5 min	Discussion
7 min	Short-Term Antiplatelet Therapy: Are Specific Scaffolds Necessary? <i>Cecilia Cuevas de la Cruz (PE)</i>
5 min	Discussion
7 min	AMI in >75-Year-Old Patients in Argentina (Registro Argen IAM) <i>Adrián Charask (AR)</i>
5 min	Discussion
10 min	Key learning points <i>Pablo Spalettra (AR)</i>

12:00 p. m. to 12:10 p.m.

BREAK

AUGUST

PACÍFICO ROOM – MAIN ARENA

12:10 a.m. to 1:40 p.m.

LUNCH SYMPOSIUM – MERIL

Align for the future with next-generation (novel) balloon expandable THV technology

Chairpersons: Bernard Prendergast (UK) and Patrick Serruys (IRL)

Panelist: Helene Eltchaninoff (FR), Christian Dauvergne (CHL), Marcio Montenegro (BRI), Antonio Dager (AR) and Fernando Cura (AR)

5 min	Welcome and session objectives <i>Bernard Prendergast (UK)</i>
15 min	Myval THV Science & Technology <i>Pablo Lamelas (AR)</i>
15 min	Procedural & Clinical Relevance of Intermediate Sizes in TAVI <i>Ignacio Amat Santos (SP)</i>
15 min	Case-in-a-Box Lifetime management of TAVI Patients <i>Nicolas Van Mieghem (NL)</i>
15 min	Myval Complex Case Kaleidoscope <i>Fausto Feres (BRI)</i>
20 min	Landmark RCT key findings and relevance in clinical practice <i>Patrick Serruys (IRL)</i>
5 min	Discussion & closing remarks <i>Oscar Mendiz (AR)</i>

ATLÁNTICO ROOM A

12:10 a.m. to 1:40 p.m.

LUNCH SYMPOSIUM – CONCEPT MEDICAL

Sirolimus Coated Balloon and DES+DCB Stent Platform: is it the ideal choice for CAD Treatment?

Chairpersons: Roxana Mehran (USA); Alexandre Abizaid (BRA) and Antonio Colombo (IT)

Panelist: Roxana Mehran (USA), Jorge Sanz Sanchez (SP) and Prathap Kumar (IND)

2 min	Introduction and Session Objectives <i>Alexandre Abizaid (BR)</i>
8 min	Diabetes – the global epidemic and the treatment options to address it? <i>Roxana Mehran (USA)</i>
3 min	Discussion

10 min	To cut or not? The cutting balloon approach v/s POBA for pre dilatation before DES "The CUTDRESS Trial" <i>Jorge Sanz Sánchez (SP)</i>
3 min	Discussion
8 min	ABILITY DIABETES GLOBAL: Experience from Brazil population <i>Ricardo Costa (BR)</i>
3 min	Discussion
8 min	Complex Case presentation with a Sirolimus Coated Balloon <i>Prathap Kumar (IND)</i>
3 min	Discussion
10 min	DCB: how, when and where to use? Tips & Tricks <i>Sandeep Basavarajaiah (UK)</i>
3 min	Discussion
10 min	Expanding indications of use of a Sirolimus Coated Balloon for the treatment of CAD <i>Antonio Colombo (IT)</i>
3 min	Discussion
8 min	Early experience with a drug coated balloon in Argentina <i>Juan Pablo de Brahi (AR)</i>
3 min	Discussion
5 min	Discussion and Conclusion <i>Roxana Mehran (USA)</i>

ATLÁNTICO ROOM B
12:10 a.m. to 1:40 p.m.

LUNCH SYMPOSIUM – APT MEDICAL Special devices empowering Complex PCI Cases

Chairpersons:

Panelist:

12 min	Innovation and efficiency: optimizing antegrade PCI with the microcatheter Elong™ <i>Carlos Fernández Pereira (AR)</i>
8 min	Discussion
12 min	Use of Anyreach™ guidewire for revascularization of chronic occlusion <i>César Conde Vela (PE)</i>
8 min	Discussion
12 min	Optimizing Procedural Outcomes with tapered Expressman™ Guiding Extension Catheter <i>Evandro Martins Filho (BR)</i>

AUGUST

- 8 min Discussion
- 12 min Sometimes you have to find a way around it ... and even more so if it is a chronic total occlusion.
Adolfo López Campanher (AR)
- 8 min Discussion

ATLÁNTICO ROOM C

12:10 a.m. to 1:40 p.m.

ABSTRACTS AND CASES PRESENTATIONS

Abstracts and Clinical Cases: Oral Presentation (Coronary 1)

Chairpersons: Carlos Rojas Matas (AR), José Álvarez (AR)

Panelist: Héctor Mora Montenegro (GUA); Lucas Ogliari (BR); Juan Manuel Ponce (AR); Ignacio Rifourcat (AR); Diego Alejandro Rodríguez, (AR); José Viloria (VE)

- 5 min Welcome
Carlos Rojas Matas (AR)
- 7 min Fibrinolítico intracoronario no infarto agudo do miocardio com alta carga trombotica em tronco de coronaria esquerda (7214)
Rodrigo Daghlawi Machado (BR)
- 5 min Discussion
- 7 min Angioplastia coronariana guiada por imagem intravascular e tecnicas especificas para minimizar o uso de contraste (7216)
Rodrigo Daghlawi Machado (BR)
- 5 min Discussion
- 7 min Aterectomi orbital + litotricia intravascular a lesión calcificada en puente venoso aorto-coronario (7303)
Sebastián Mrad (AR)
- 5 min Discussion
- 7 min Cardiac allograft vasculopathy: percutaneous management experience (7385)
Pabla Cataldo (CHL)
- 5 min Discussion
- 7 min Avaliaco fisiologica invasiva, uma ferramenta importante na decisio terapeutica em pacientes com doenca aterosclerotica associada a trajeto intramiocardico. (7477)
Rodrigo Erick Hornez Quiroga (BR)
- 5 min Discussion
- 7 min CTO Retrogrado de DA atravis de Enxerto de MiE-DA ocluido. (7484)
Jean Carlo Mayta Calderon (BR)
- 5 min Closing remarks
José Álvarez (AR)

BUEN AYRE ROOM A

12:10 a.m. to 1:40 p.m.

LUNCH SYMPOSIUM – CORDIS

Go Beyond Metal: Exploring Drug-Eluting Balloon technology in de-novo coronary lesions

Chairpersons: Sebastián Peralta (AR)

Panelist:

- | | |
|--------|--|
| 5 min | Welcome & Introduction
<i>Sebastián Peralta (AR)</i> |
| 20 min | Novel SELUTION SLR Technology and the latest Sirolimus DEB clinical data and perspectives toward safe and efficacious clinical outcomes
<i>Ron Waksman (USA)</i> |
| 15 min | Understand the concepts, techniques, and devices to achieve optimal vessel preparation for the perfect DEB outcome-DEB technology in de novo coronary lesions
<i>Ricardo Costa (BR)</i> |
| 15 min | Patient Selection & Treatment Algorithm
<i>Andrés Pascua (AR)</i> |
| 15 min | Dissections - what we should and shouldn't leave
<i>Mario Araya (CHL)</i> |
| 20 min | Interactive Questions
<i>Sebastián Peralta (AR)</i> |

BUEN AYRE ROOM B

12:10 a.m. to 1:40 p.m.

LUNCH SYMPOSIUM - INARI

Advancing Thrombectomy Treatment for VTE Patients in Latin America

Chairpersons: To be confirmed

Panelist:

- | | |
|--------|--|
| 5 min | Welcome remarks
<i>Ricardo Costantini (AR)</i> |
| 20 min | Importance of building a VTE program for PE and DVT patients
<i>To be confirmed</i> |
| 20 min | VTE Patients: When to intervene? Stratification, Care Window, Data Support
<i>Martín Najenson (AR)</i> |
| 20 min | Clinical Outcomes in Patients undergoing ClotTrievers and FlowTrievers Mechanical Thrombectomy
<i>To be confirmed</i> |

AUGUST

- 20 min Early Argentine Experience with FlowTrier and ClotTrier
Ignacio Cigalini (AR)
- 5 min Q&A
Ricardo Costantini (AR)

BUEN AYRE ROOM C

12:10 a.m. to 1:40 p.m.

LUNCH SYMPOSIUM – INARI

Advancing Thrombectomy Treatment for VTE Patients in Latin America

Chairpersons:

Panelist:

- 5 min Welcome remarks
Ricardo Costantini (AR)
- 20 min Importance of building a VTE program for PE and DVT patients
To be confirmed
- 20 min VTE Patients: When to intervene? Stratification, Care Window, Data Support
Martín Najenson (AR)
- 20 min Clinical Outcomes in Patients undergoing ClotTrier and FlowTrier Mechanical Thrombectomy
To be confirmed
- 20 min Early Argentine Experience with FlowTrier and ClotTrier
Ignacio Cigalini (AR)
- 5 min Q&A
Ricardo Costantini (AR)

1:40 p. m. to 1:50 p.m.

BREAK

PACÍFICO ROOM – MAIN ARENA

1:50 p.m. to 3:00 p.m.

STRUCTURAL HEART DISEASE - LIVE CASE

Boston Scientific Live Case from HIBA. Complex Acurate TAVR Case

Objectives:

- 1) To highlight the key techniques and considerations for TAVR procedural success.
- 2) Discuss the appropriate patient selection criteria for TAVR

Chairpersons: Ignacio Amat Santos (SP) and Carla Agatiello (AR)

Panelist: Pedro Hidalgo (VE), Luis Cressa (VE), Micheli Galon (BR), Juan Valle Raleigh (USA), Federico Blanco (AR), Vanessa Flores (PY) and Alejandra Vega (AR)

- 5 min Welcome and Session Objectives
Carla Agatiello (AR)

AUGUST

45 min	Live Case from Buenos Aires Italian Hospital <i>Operator: Ignacio Seropian (AR)/ Cristian Garmendia (AR)/ Juan Ignacio Damonte (AR)</i>
15 min	Discussion Q&A
5 min	Learning message <i>Helene Eltchaninoff (FR)</i>

ATLÁNTICO ROOM A

1:50 p.m. to 03:00 p.m.

ProEducar – JOINT SESSION

MODULE 2: ProEducar Fellows Course@EuroPCR. TAVI Basics: "What should I know to become a good TAVI doctor?"

Objectives:

- 1) Provide key concepts about TAVR indications and patient selection
- 2) Discuss the key steps during TAVR from beginning to the end

Chairpersons: Jorge Mayol (UY) and Hugo Londero (AR)

Panelist: Lorena Villagra (AR), Ricardo Quizhpe (EC), Verónica González (AR), Esteban López Marinaro (AR) and Carlos Soledispa (EC)

5 min	Welcome and Session Objectives <i>Hugo Londero (AR)</i>
7 min	Patient Selection - Heart Team <i>Henrique Ribeiro (BR)</i> Discussion
7 min	Pre-intervention analysis - Role of MSCT <i>Matías Szejfman (AR)</i> Discussion
7 min	Vascular access - Femoral first? How and When? <i>Bernard Prendergast (UK)</i> Discussion
7 min	Minimalist SEV - Step by Step <i>José María Hernández (SP)</i> Discussion
7 min	Minimalist BEV - Step by Step <i>Deborah Nercolini (BR)</i> Discussion
7 min	Learning clinical Case - TAVI with cerebral protection <i>Flavio Ribichini (IT)</i>
15 min	Discussion with Fellows

**7
AUGUST**

8 min Key learning points
Jorge Mayol (UY)

ATLÁNTICO ROOM B

1:50 p.m. to 03:00 p.m.

PERIPHERAL DISEASE

Thromboembolic Disease

Objectives:

To Discuss the current therapeutic alternatives for thromboembolic disease.

Chairpersons: Diego Guzzanti (AR) and Juan Manuel Telayna (AR)

Panelist: Pablo Núñez (AR), Ignacio Cigalini (AR), Martín Najenson (AR), Ricardo Costantini (AR), César Ochoa (VE), José Heisecke (PY) and Martín Hermida (AR)

- | | |
|--------|---|
| 5 min | Welcome and Session Objectives
<i>Diego Guzzanti (AR)</i> |
| 7 min | Deep Vein Thrombosis: Treatment. Pharmacoinvasive Treatment and Percutaneous Thrombectomy
<i>Diego Guzzanti (AR)</i>
Discussion |
| 7 min | Obstructive Vein Disease. Compression Syndromes. Treatment
<i>Pablo Núñez (AR)</i>
Discussion |
| 7 min | Acute Pulmonary Embolism. Diagnosis. Use of Imaging. Decision-Making Process
<i>Jorge Bilbao (AR)</i>
Discussion |
| 7 min | Endovascular Management of Acute Pulmonary Embolism. Percutaneous Thrombectomy vs. Fibrinolysis
<i>Rebeca Reachi (MX) pre-recorded</i>
Discussion |
| 7 min | ECMO-Assisted Pulmonary Embolectomy in Massive PE: Can It Replace Surgical (Open) Thrombectomy?
<i>Paola Morejón (EC)</i>
Discussion |
| 7 min | Chronic Pulmonary Embolism. Hemodynamic Impact
<i>Vanessa Gregoriotti (AR)</i>
Discussion |
| 7 min | Balloon Pulmonary Angioplasty for Chronic Thromboembolic Pulmonary Hypertension: Has It Become Common?
<i>Pablo Spaletra (AR)</i> |
| 15 min | Final discussion and closing remarks
<i>Juan Manuel Telayna (AR)</i> |

BUEN AYRE ROOM A

1:50 p.m. to 03:00 p.m.

IMAGING

Images in Left Main: When to use them

Objectives:

- 1) Analyze the anatomical and functional evaluation methods in the LMCA
- 2) Compare the use of IVUS and OCT in the treatment of LMCA.

Chairpersons: Mario Araya (CHL) and Expedito Ribeiro (BR)

Panelist: Guillermo Migliaro (AR), Pablo Mascolo (AR), Mario Araya (CHL), Andrés Navarro (EC), Iris Rodríguez (GUA), Lorena Villalba (PY) and Paulina Cisneros (EC)

5 min	Welcome and Session Objectives <i>Mario Araya (CHL)</i>
7 min	Anatomical and functional evaluation of the left main (LM) <i>Leandro Lasave (AR)</i>
5 min	Discussion
7 min	IVUS lesion analysis, when is it significant? <i>Expedito Ribeiro (BR)</i>
5 min	Discussion
7 min	Physiology or OCT in Left Main Treatment <i>Carlos Uribe (CO)</i>
5 min	Discussion
7 min	Differences and similarities between IVUS and OCT in LM <i>Daniel Chamie (USA) (pre-recorded)</i>
5 min	Discussion
15 min	Q&A and Key learning points <i>Expedito Ribeiro (BR)</i>

BUEN AYRE ROOM C

1:50 p.m. to 03:00 p.m.

STRUCTURAL HEART DISEASE - JOINT SESSION

SOLACI CACI@SCAI Joint Session. Structural challenges in 2024

Objectives:

To discuss current therapeutic strategies in the structural field, involving TAVR in TAVR management, mitral transcatheter edge-to-edge repair, tricuspid valve interventions and LAAO

Chairpersons: Mauricio Cohen (USA) and George Dangas (USA)

AUGUST

Panelist: Lluberas Sebastián (UY), Beatriz Azpúrua (VE), Fernanda Mangione (BR), Andrea Robaina (VE), Carlos Pereira (VE), Pedro Cox-Alomar (USA)

3 min	Welcome and Session Objectives <i>George Dangas (USA)</i>
7 min	TAVR in TAVR: Lifetime Management! <i>Marcelo Menéndez (AR)</i>
5 min	Discussion
7 min	Predictors of hemodynamic response to mitral transcatheter edge-to-edge repair. <i>Mayra Guerrero (USA)</i>
5 min	Discussion
7 min	The Current Landscape of Transcatheter Tricuspid Valve Intervention <i>Marcio Montenegro (BR)</i>
5 min	Discussion
7 min	LAO: What's the best management of peridevice leak? <i>Aníbal Damonte (AR)</i>
5 min	Discussion
7 min	TAVR +LAAC: what has WATCH-TAVR taught us? <i>Mauricio Cohen (USA)</i>
5 min	Discussion
7 min	TAVR +CAD management <i>George Dangas (USA)</i>
5 min	Discussion
5 min	Key learning points <i>Mauricio Cohen (USA)</i>

QUEBRACHO

1:50 p.m. to 03:00 p.m.

CORONARY HEART DISEASE - LEARNING SESSION

SOLACI CACI@CACI-Training: No Words, Only Imaging: OCT/IVUS for Beginners.

Objectives:

To provide the basic tools to perform and analyze intravascular images in different scenarios

Chairpersons: Alejandro Cherro (AR) and Jorge Belardi (AR)

Panelist: Jorge Arauz (CR), Gustavo Lev (AR), Mauricio Zuñiga (CO), Miguel Larribau (AR) and José Abelardo López (VE)

AUGUST

5 min	Welcome and Session Objectives <i>Jorge Belardi (AR)</i>
7 min	Intracoronary Imaging (IVUS/OCT) in the Cath Lab: How and When? <i>Pablo Ramírez (CHL)</i> Discussion
7 min	Plaque Characterization <i>Alejandro Fernández (AR)</i> Discussion
7 min	Stent Failure: Thrombosis, ISR <i>Carlos Fernández Pereira (AR)</i> Discussion
7 min	Coronary Dissection <i>Pabla Cataldo (CHL)</i> Discussion
7 min	Intravascular Imaging in the LMCA <i>Antonietta Albanez (BR)</i> Discussion
7 min	Devices: Tips and Tricks <i>Jorge Sandoval (CHL)</i> Discussion
20 min	Discussion and closing remarks <i>Alejandro Cherro (AR)</i>

3:00 p.m. to 3:10 p.m.

BREAK

PACÍFICO ROOM - **MAIN ARENA**

3:10 p.m. to 4:30 p.m.

STRUCTURAL HEART DISEASE - LIVE CASE

MicroPort Live Case from Favaloro Foundation. Challenging TAVI cases

Objectives:

To analyze the key steps during TAVR procedure in complex anatomy

Chairpersons: Matías Szejfman (AR) and Claudio Cigalini (AR)

Panelist: Alejandro Álvarez Iorio (AR), Luis Cressa (VE), Fausto Heredia Villacreses (EC), Agustín Hauqui (AR), Lorena Villalba (AR), Silvia Vinader (PY) and Marcelo Menéndez (AR)

5 min	Welcome and Session Objectives <i>Claudio Cigalini (AR)</i>
5 min	Clinical Case presentation: TAVI in Complex anatomy <i>Carlos Fava (AR)</i>
45 min	LIVE CASE (Vitaflow. MicroPort) <i>Oscar Mendiz (AR) / Carlos Fava (AR)</i>

AUGUST

25 min Discussion and take home message
Matías Sztejfman (AR)

ATLÁNTICO ROOM A
3:10 p.m. to 4:30 p.m.

STRUCTURAL HEART DISEASE – JOINT SESSION SOLACI CACI@PCRLV Joint Session. Beyond routine TAVI: advances in valve intervention. TAVR in SAVR, TAVR in TAVR.

Objectives:

- 1) To discuss optimal decision-making strategies for TAVR in patients with prior TAVR or SAVR to maximize procedural success
- 2) Explore new advancements in TMVR devices and considerations in orthotopic treatment for the tricuspid valve

Chairpersons: Bernard Prendergast (UK) and José María Hernández (SP)

Panelist: Henrique Ribeiro (BR), Gabriel Maluenda (CHL), Alejandro Ricalde (MX), Aníbal Damonte (AR), Pedro Villablanca (USA), Omar Santaera (AR) and Alfaro Marchena Noriega (NIC)

5 min	Welcome and Session Objectives <i>Bernard Prendergast (UK)</i>
10 min	TAVR in TAVR: Making good decision <i>Flavio Ribichini (IT)</i>
5 min	Discussion
10 min	TAVR in SAVR: Correct Strategies to Success <i>Nicolas Van Mieghem (NL)</i>
5 min	Discussion
10 min	TMVR: new devices, new questions and answers <i>Bernard Prendergast (UK)</i>
5 min	Discussion
10 min	Orthotopic Treatment for the Tricuspid Valve <i>Ignacio Amat Santos (SP)</i>
10 min	Discussion final
10 min	Key learning points <i>José María Hernández (SP)</i>

ATLÁNTICO ROOM B
3:10 p.m. to 4:30 p.m.

CORONARY HEART DISEASE

SOLACI-CACI@LATAMBIF Group. Lesions in the Left Main Coronary Artery: What Is the Best Therapeutic Alternative in 2024?

Objectives:

To discuss about the actual therapeutic approach and technical challenges in LMCA treatment

Chairpersons: Carlos Uribe (CO) and Jorge Belardi (AR)

Panelist: Ricardo Iglesias (AR), Mario Fernández (AR), Carlos Alberto Babi (AR), José Viloría (VE) and César Federico Vigo (IT)

5 min	Welcome and Session Objectives <i>Jorge Belardi (AR)</i>
7 min	A Clinical Cardiologist's Point of View <i>Juan Pablo Costabel (AR)</i>
5 min	Discussion
7 min	Latin American Consensus on the Percutaneous Treatment of Coronary Bifurcation Lesions <i>Mauricio Zuñiga (CO)</i>
5 min	Discussion
7 min	Current Status of LMCA PCI: Contributions from Clinical Studies <i>Antonietta Albanez (BR)</i>
5 min	Discussion
7 min	The LatamBif@LMCA Registry <i>Lucio Padilla (AR)</i>
5 min	Discussion
7 min	LMCA Treatment: The Supplementary Point of View of a Cardiovascular Surgeon <i>Daniel Navia (AR)</i>
5 min	Discussion
15 min	Key learning points <i>Carlos Uribe (CO)</i>

BUEN AYRE ROOM A
3:10 p.m. to 4:30 p.m.

IMAGING

Image-Guided Complex Angioplasty

Objectives:

- 1) Analyze the role of intravascular imaging in complex PCI procedures
- 2) Compare the role of FFR and intravascular imaging to guide treatment in bifurcations and intermediate lesions

Chairpersons: Alfredo Rodríguez (AR) and Andrés Íñiguez (SP)

Panelist: Santiago Ordóñez (AR), Jorge Arauz (CR), Luis Calderón (CO), Cecilia Cuevas (PE), Vanessa Flores (PY) and Rodrigo Bruno (AR)

8 min	Welcome and Session Objectives <i>Andrés Íñiguez (SP)</i>
10 min	How to define the best strategy for angioplasty in bifurcations using IVUS? <i>Gustavo Lev (AR)</i>
5 min	Discussion
10 min	Dissection Volume as Predictor of DCB success. OCT as a Guidance for Optimal Treatment <i>Patrick Serruys (IRL)</i>
5 min	Discussion
10 min	Role of the FFR in defining the need to intervene in the side branch in the treatment of true bifurcations <i>Sanali Paiva (BR)</i>
5 min	Discussion
10 min	Which is the best method to define intermediate lesions: IVUS, OCT or FFR? <i>Daniel Chamié (USA) (pre-recorded)</i>
7 min	Discussion
10 min	Key learning points <i>Alfredo Rodríguez (AR)</i>

BUEN AYRE ROOM C

3:10 p.m. to 4:30 p.m.

CORONARY HEART DISEASE - JOINT SESSION

SOLACI CACI@TCT-CRF Joint Session: CHIP + CTO session

Objectives:

To discuss strategic aspects and future perspectives of CHIP and CTO procedures

Chairpersons: Juan Granada (USA) and George Dangas (USA)

Panelist: Pablo Pollono (AR), Sandra Reyes (AR), Juan Mieres (AR), Víctor Moles (AR) and Paulina Cisneros (EC)

3 min	Welcome and Session Objectives <i>Juan Granada (USA)</i>
7 min	How to start a CHIP program? <i>Mauricio Cohen (USA)</i>
5 min	Discussion
7 min	Present and future of CTO PCI? <i>Santiago Ordóñez (AR)</i>
5 min	Discussion
7 min	SCAD: When to use intravascular imaging and move forward with PCI? <i>Pablo Pollono (AR)</i>
5 min	Discussion
7 min	Do we have a place for thrombus aspiration? New devices available <i>George Dangas (USA)</i>
5 min	Discussion
7 min	DAPT and OAC in high-risk patients after PCI STEMI <i>Roxana Mehran (USA)</i>
5 min	Discussion
7 min	Innovation and challenges of complex angioplasty, towards a promising future <i>Mauricio Cohen (USA)</i>
5 min	Discussion
5 min	Key learning points <i>George Dangas (USA)</i>

QUEBRACHO

3:10 p.m. to 4:30 p.m.

IMAGING

Images in Non-Obstructive Lesions

Objectives:

To discuss the role of intravascular imaging in non-obstructive lesions and when to treat them.

Chairpersons: Miguel Larribau (AR) and Carlos Benítez (PY)

Panelist: Jorge Chavarría (CR), Lorena Villagra (AR), Pablo Mascolo (AR), José Luis Leiva Pons (MX) and Sebastián Albistur (UY)

5 min	Welcome and Session Objectives <i>Miguel Larribau (AR)</i>
10 min	When do we consider a lesion to be non-obstructive: by angiography or angioCT <i>Pablo Mascolo (AR)</i>
5 min	Discussion
10 min	Analysis of coronary ulcers: are they all the same? When to treat them? <i>Matías Rodríguez Granillo (AR)</i>
5 min	Discussion
10 min	Analysis of post-stent coronary dissections, when we should treat it <i>Alaide Chieffo (IT)</i>
5 min	Discussion
7 min	OCT in non-obstructive lesions <i>Carlos Fernández Pereira (AR)</i>
5 min	Discussion
7 min	STEMI and non-obstructive coronary lesions <i>Carlos Benítez (PY)</i>
5 min	Discussion
5 min	Wrap up and closing remarks <i>Carlos Benítez (PY)</i>

4:30 p.m. to 4:40 p.m.

BREAK

AUGUST

PACÍFICO ROOM – MAIN ARENA

4:40 p.m. to 6:00 p.m.

CORONARY HEART DISEASE - LIVE CASE

Medtronic Coronary Live Case from HIBA. Complex PCI guided by endovascular images. ONYX TRUSTAR

Objectives:

Analyze the key role of intravascular imaging during complex PCI

Chairpersons: Daniel Berrocal (AR) and Leandro Lasave (AR)

Panelist: Leandro Lasave (AR), Lucio Padilla (AR), Jorge Chavarría (CR), Juan Manuel Telayna (AR), Ricardo Costantini (AR), Diego Guzzanti (AR) and Alejandro Ricalde (MX)

5 min	Opening words <i>Daniel Berrocal (AR)</i>
40 min	Medtronic Live Case <i>Alejandro Fernández / Fernando Cohen / Giuliana Corna / Sebastián Piñel</i>
15 min	Discussion
10 min	Live in a Box Case SOL SOLidario Coronary <i>Marcelo Halac (AR)</i>
10 min	Discussion and Closing Remarks <i>Leandro Lasave (AR)</i>

ATLÁNTICO ROOM A

4:40 p.m. to 6:00 p.m.

CORONARY HEART DISEASE – JOINT SESSION

SOLACI CACI@CRT Joint Session: Hot topics in Acute Coronary Syndromes

Objectives:

Discuss and analyze the key concepts of current issues on hot topics in acute coronary syndromes

Chairpersons: Ron Waksman (USA) and Alfredo Rodríguez (AR)

Panelist: Luis Urna (BO), Gustavo Vignolo (UY), José Leiva Pons (MX), Rafael Portaluppi (EC), Gustavo Samaja (AR), Alfonso Zambrano (EC)

2 min	Welcome and Session Objectives <i>Ron Waksman (USA)</i>
10 min	Inflammation in Acute Coronary Disease <i>Ron Waksman (USA)</i>
5 min	Discussion

AUGUST

10 min	The Role of CTA and MRI in the Workup of ACS <i>Gastón Rodríguez Granillo (AR)</i>
5 min	Discussion
10 min	The Role of IVUS and OCT in the ACS <i>Gabriel Maluenda (CHL)</i>
5 min	Discussion
10 min	How and when to use FFR, Non-hyperemic pressure ratios and Angiographic derived FFR in the ACS setting <i>Héctor García García (USA)</i>
5 min	Discussion
10 min	Saphenous Vein Graft as culprit of ACS: when and how to treat? <i>Augusto Pichard (USA)</i>
5 min	Discussion
5 min	Key learning points <i>Alfredo Rodríguez (AR)</i>

ATLÁNTICO ROOM B
4:40 p.m. to 6:00 p.m.

STRUCTURAL HEART DISEASE – JOINT SESSION

SOLACI CACI@EuroPCR Joint Session: Tools for Complex Valve Interventions

Objectives:

- 1) To analyze the basics of structural imaging, intraprocedural guidance for TAVR.
- 2) To describe the role of cardiovascular imaging in candidate selection in complex valve interventions

Chairpersons: Bernard Prendergast (UK) and Ricardo Costa (BR)

Panelist: Alejandro Palacios (AR), Ignacio Seropian (AR), Micheli Galon (BR), Jorge Baccaro (AR)

5 min	Welcome and Session Objectives <i>Bernard Prendergast (UK)</i>
7 min	Transesophageal echocardiography for mitral TEER. What does an interventional cardiologist need to know? <i>Victoria Delgado (SP) (pre-recorded)</i>
5 min	Discussion
7 min	CT imaging for Mitral VIV interventions <i>Horacio Medina de Chazal (CAN/CHL)</i>
5 min	Discussion
7 min	Patient prosthesis mismatch. Beware - careful patient and device selection are key. <i>Nicolas Van Mieghem (NL)</i>

AUGUST

5 min	Discussion
7 min	Planning aortic VIV interventions using CT and TTE <i>Ignacio Amat Santos (SP)</i>
5 min	Discussion
7 min	Planning interventions for mitral and aortic paravalvular leak: Tips and tricks <i>Flavio Ribichini (IT)</i>
5 min	Discussion
10 min	Panel comments
5 min	Key learning points <i>Ricardo Costa (BR)</i>

BUEN AYRE ROOM A
4:40 p.m. to 6:00 p.m.

CORONARY HEART DISEASE CHIP LATAM SOLACI Department

Objectives:

To share and analyze the Latin American experience in CHIP procedures

Chairpersons: Mario Araya (CHL) and Aníbal Damonte (AR)

Panelist: Luis Augusto Palma Dallan (USA), Carlos Uribe (CO), Franklin Hanna (CO), Marcelo Harada Ribeiro (BR), Neisser Morales (MX), Lucas Ogliari (BR)

3 min	Welcome and Session Objectives <i>Mario Araya (CHL)</i>
15 min	Case 1: Importance of Intravascular imaging for CHIP procedures <i>Luis Augusto Palma Dallan (USA)</i>
5 min	Discussion
15 min	Case 2: Complex Chronic Total Occlusion (CTO): how did I treat it? <i>Franklin Hanna (CO)</i>
5 min	Discussion
15 min	Case 3: Complex Chronic Total Occlusion (CTO): tips and tricks <i>Marcelo Harada Ribeiro (BR)</i>
5 min	Discussion
12 min	Final: Release of the Book CHIP LATAM SOLACI
5 min	Session Wrap up <i>Aníbal Damonte (AR)</i>

AUGUST

BUEN AYRE ROOM C

4:40 p.m. to 6:00 p.m.

PERIPHERAL DISEASE

Vascular Accesses: How Do We Manage Them?

Objectives:

- 1) Explore current evidence and guidelines for managing various vascular access challenges
- 2) Discuss optimal treatment strategies and device recommendations for vascular access

Chairpersons: Leonardo Harduin (BR) and Esteban Mendaro (AR)

Panelist: Carlos Soledispa (EC), Oscar Birollo (AR), Gabriela Aguiar (UY), José Heisecke (PY)

- | | |
|--------|---|
| 3 min | Welcome and Session Objectives
<i>Leonardo Harduin (BR)</i> |
| 7 min | POCUS for Vascular Access in Hemodialysis
<i>Julia Bandeira (BR)</i>
Discussion |
| 7 min | Using a Covered Stent in Fistula. Current Level of Evidence
<i>Leonardo Harduin (BR)</i>
Discussion |
| 7 min | Non-central stenosis when to treat surgery vs endovascular treatment and what devices are recommended? Evidence
<i>Thiago Barroso (BR)</i>
Discussion |
| 7 min | Central Venous Stenosis. Hemodynamic Impact and Treatment
<i>Paulina Cisneros (EC)</i>
Discussion |
| 7 min | Drug-Coated Balloon in Vascular Accesses. Should They Be Our First Choice?
<i>Marcio Filippo (BR)</i>
Discussion |
| 7 min | When Do I Indicate Fistula Repair? Surgery vs. Endovascular Treatment. Advantages and Disadvantages
<i>Ana Waibel (EC)</i>
Discussion |
| 7 min | Exhausted Access. How to Recover What's Unrecoverable
<i>Esteban Mendaro (AR)</i> |
| 12 min | Live in a Box Case SOL SOLidario Peripheral
<i>Erick Hornez (BO)</i> |
| 15 min | Final discussion and take home message
<i>Esteban Mendaro (AR)</i> |

AUGUST

QUEBRACHO

4:40 p.m. to 6:00 p.m.

MIL – JOINT SESSION

SOLACI CACI @MINT, MIL & Women as One. Women in Intervention: International Perspectives on the Past, Present & Future

Objectives:

- 1) To facilitate discussion on the current role of women in interventional cardiology and address the achievements so far and future challenges and objectives.
- 2) To unify global challenges and objectives

Chairpersons: Carla Agatiello (AR), María Celia Bayón (AR) and Roxana Mehran (USA)

Panelist: Andrea Robaina (VE), Pabla Cataldo (CHL), Cecilia Cuevas (PE), Blanca Méndez Bizarrón (MX), Silvina Gómez (AR), Liliana Ferrín (AR) and Adelia Marqués (AR)

5 min	Welcome and Introductions. Objective <i>María Celia Bayón (AR)</i>
10 min	Latin America. Past & Present <i>Bibiana Manavella (AR)</i>
10 min	Latin America. Future Directions <i>Sanali Paiva (BR)</i>
10 min	North America. Past & Present <i>Mayra Guerrero (USA)</i>
10 min	North America. Future Directions <i>Roxana Mehran (USA)</i>
10 min	Europe. Past & Present <i>Alaide Chieffo (IT)</i>
10 min	Europe. Future Directions <i>Martine Gillard (FR)</i>
15 min	Discussion Panel (to include perspectives from other regions) <i>Roxana Mehran (USA)</i>

7
AUGUST

PACÍFICO ROOM – **MAIN ARENA**

6:00 p.m. to 7:00 p.m.

OPENING CEREMONY

Welcome to SOLACI CACI 2024

8 min	Welcome to SOLACI CACI 2024 <i>Diego Grinfeld and Carla Agatiello</i>
4 min	CACI's Opening Words <i>Juan Fernández (AR)</i>
3 min	SOLACI's Opening Words <i>Mario Araya (CHL)</i>
5 min	SOL Solidario Program <i>Marcelo Halac (AR)</i>
10 min	"Prof. Dr. José Eduardo Sousa" Award <i>Omar Santaera, Ricardo Costa and Pedro Hidalgo</i>
15 min	30 Years of SOLACI Award <i>Mario Araya and Aníbal Damonte</i>

**7
AUGUST**

PACÍFICO ROOM – MAIN ARENA

8:00 a.m. to 9:00 a.m.

IMAGING

Physiology and Images

Objectives:

Discuss about lesions physiological analysis in different scenarios

Chairpersons: Alejandro Fernández (AR) and Héctor García García (USA)

Panelists: Guillermo Migliaro (AR), Andrea Robaina (VE), Aimeé Flores (DOM), Alfaro Marchena Noriega (PAN), Carlos Arean Martínez (MX), Halley Moya (DOM) and Cristian Garmendia (AR)

- | | |
|--------|--|
| 5 min | Welcome and Session Objectives
<i>Alejandro Fernández (AR)</i> |
| 10 min | Physiology of lesions, when we have to use it. Difference between FFR and iFR
<i>Héctor García García (USA)</i> |
| 5 min | Discussion |
| 10 min | How to analyze lesions in bifurcations
<i>Lucio Padilla (AR)</i> |
| 5 min | Discussion |
| 10 min | Is physiological analysis useful in Acute Myocardial infarction?
<i>Daniel Berrocal (AR)</i> |
| 5 min | Discussion |
| 7 min | Key learning points
<i>Héctor García García (USA)</i> |

ATLÁNTICO ROOM A

8:00 a.m. to 9:00 a.m.

MIL

MIL and Allied Technologists/Nurses@SOLACI

Objectives:

- 1) Discuss about female allied technologist's barriers
- 2) Discuss about radiation protection for allied technologists

Chairpersons: Giselle Santarelli (AR) and Analía Bentancor (UY)

Panelists: Sofía Krause (AR), Cecilia Britton (MX), Jessica Montealegre (CO), Karla Solís Mendoza (MX), José Mangione (BR), Jennireth Quevedo (VE), Iván López Ribulgo (AR), Francisco Palacios (AR), Sandra Reyes (AR) and Elio San Miguel (AR)

- | | |
|-------|--|
| 2 min | Welcome and session Objectives
<i>Giselle Santarelli (AR)</i> |
|-------|--|

- 7 min Latin American EMTs Survey/MIL and Allies Survey
Karolina de Mattos (UY)
- 5 min Discussion
- 7 min Barriers for Female Technologists and Nurses in the Cath Lab
Fernando Quiroga (AR)
- 5 min Discussion
- 7 min Radiation Protection Best Practices
Patricia Azcurra (AR)
- 5 min Discussion
- 7 min Work-Life Balance for Healthcare Personnel
Marisa Quiroga (AR)
- 5 min Discussion
- 10 min Wrap up and key learning points
Analia Bentancor (UY)

ATLÁNTICO ROOM B

8:00 a.m. to 9:00 a.m.

Abstracts and Clinical Cases: Oral Presentation (Structural 1)

Objectives:

To share the experience of different LATAM interventional cardiologists in the structural field

Chairpersons: Andrés Pascua (AR) and Omar Santaera (AR)

Panelists: Pablo Pollono (AR), Juan Ignacio Damonte (AR), Pablo Lamelas (AR), Alfonsina Candiello (AR), Nicolás Areco (AR) and Héctor Ortiz Mendoza (CO)

- 5 min Welcome and Session Objectives
Omar Santaera (AR)
- 7 min BALLOON-EXPANDABLE IN SELF-EXPANDABLE TAV-IN-TAV Patient-specific considerations and procedural optimization. A case series (6075)
Horacio Medina de Chazal (CAN/CHL)
- 5 min Discussion
- 7 min Post-myocardial infarction mechanical complication: successful transcatheter closure of ventricular septal rupture, a case report (5901)
Mario Alejandro Buitrago Gómez (CO)
- 5 min Discussion
- 7 min Implante percutáneo transfemoral de válvula aórtica en pacientes con enfermedad arterial periférica y acceso hostil (7294)
Alex Rocha (UY)
- 5 min Discussion

AUGUST

- 7 min Tulipan Invertido: Nueva deformación de dispositivos de cierre interauricular (5945)
Kevin Velarde Acosta (PE)
- 5 min Discussion
- 5 min Closing remarks
Andrés Pascua (AR)

BUEN AYRE ROOM A

8:00 a.m. to 9:00 a.m.

Abstracts and Clinical Cases: Oral Presentation (Structural 1 B)

Objectives:

To share different clinical cases among LATAM interventional cardiologists

Chairpersons: Marcelo Menéndez (AR) and Carlos Fernández Pereira (AR)

Panelists: Ricardo Quizhpe (ECU), Carlos Fava (ARG), Guido Chiabrando (ARG) and Corina Biagioni (AR)

- 5 min Welcome and Session Objectives
Marcelo Menéndez (AR)
- 7 min Emergent valve-in-valve transcatheter aortic valve implantation in a patient with acute mechanical prosthesis dysfunction (7298)
Ignacio Amat Santos (SP)
- 5 min Discussion
- 7 min Implante transcatóter de válvulas bicava (TRICVALVE) (7334)
Joaquín Cedeño Muñoz (AR)
- 5 min Discussion
- 7 min Iatrogenic left main artery dissection: an undesired complication in severely calcified coronary lesions (6195)
Giuliana Corna (AR)
- 5 min Discussion
- 7 min A propósito de un caso: Platipnea-Ortodesoxia en paciente octogenario (5996)
Miguel Ángel Larribau (AR)
- 5 min Discussion
- 5 min Key learning point and session wrap up
Carlos Fernández Pereira (ARG)

8
AUGUST

BUEN AYRE ROOM C

8:00 a.m. to 9:00 a.m.

MIL

Mindfulness in Interventional Cardiology: A Strategy to Reduce Daily Stress

Objectives:

To discuss about strategies to reduce daily stress in IC

Chairpersons: Micheli Galon (BR) and Emma Miranda (MX)

Panelists: Alejandro Cherro (AR), Juan Arellano (AR), Noelia Saaby (AR), Víctor Moles (AR) and Sanali Paiva (BR)

- | | |
|--------|--|
| 3 min | Introduction and Objectives
<i>Emma Miranda (MX)</i> |
| 7 min | Advantages of well-being in the specialty, body, mind, environment
<i>Fernanda Mangione (BR)</i> |
| 7 min | Assertive communication for balance in the medical team
<i>Mayara Viana (BR)</i> |
| 7 min | Avoiding imposter syndrome to maintain balance
<i>Beatriz Azpúrua (VE)</i> |
| 7 min | How to Pull Yourself Together After a Busy Day: Sports and Mindfulness
<i>Matías Szejfman (AR)</i> |
| 7 min | Conscious breathing, golf and advantages for patients with heart disease
<i>Juan Fernández (AR)</i> |
| 15 min | Panel discussion and closing remarks
<i>Micheli Galon (BR)</i> |

PACÍFICO ROOM – **MAIN ARENA**

9:00 a.m. to 10:30 a.m.

STRUCTURAL HEART DISEASE – LIVE CASE

Boston Scientific Live Case from ICBA: Challenges in the Treatment of Severe Aortic Stenosis. Protect TAVR

Objectives:

To highlight the key techniques and considerations for TAVR procedural success.

Chairpersons: Ignacio Amat Santos (SP), Jorge Belardi (AR) and Deborah Nercolini (BR)

Panelists: Daniela Coria (AR), Ignacio Vaca (BO), Pedro Villablanca (USA), Daniel Berrocal (AR) and Matías Szejfman (AR)

AUGUST

- 10 min Welcome and Session Objectives
Deborah Nercolini (BR)
- 45 min ICBA LIVE CASE BOSTON SCIENTIFIC
Fernando Cura (AR) / Santiago Ordóñez (AR)
- 25 min Discussion
- 10 min Key learning points
Jorge Belardi (AR)

ATLÁNTICO ROOM A

9:00 a.m. to 10:30 a.m.

STRUCTURAL HEART DISEASE

Valve Complications: When Everything Goes Wrong!

Objectives:

To share and discuss about tips and tricks to handle undesired valve complications.

Chairpersons: Ignacio Seropian (AR) and Ricardo Lluberas (UY)

Panelists: Luis Urna (BO), Marcelo Halac (AR), Jorge Sandoval (CHL), Hugo Londero (AR), Horacio Medina de Chazal (CAN/CHL) and Claudio Cigalini (AR)

- 5 min Welcome and Session Objectives
Ricardo Lluberas (UY)
- 7 min Is there anything more daunting than 'hostile'? TAVI in a challenging femoral access scenario: A Clinical Case
Cristian Garmendia (AR)
- 5 min Discussion
- 7 min Terrible TAVI Complications in the Valsalva Neo Sinus and LM Dissection
Gustavo Leiva (AR)
- 5 min Discussion
- 7 min When Hardness Overpowers Strategy: Self-Expanding THV Device in Calcified Bicuspid Annulus
Cleverson Zukowsky (BR)
- 5 min Discussion
- 7 min Coronary Obstruction during TAVI: Rare but Feared
Fernanda Mangione (BR)
- 5 min Discussion
- 7 min Valve migration
Eduardo Pessoa de Melo (BR)
- 5 min Discussion
- 15 min Panel Discussion

8
AUGUST

10 min Key learning points
Ignacio Seropian (AR)

ATLÁNTICO ROOM B

9:00 a.m. to 10:30 a.m.

CORONARY HEART DISEASE – JOINT SESSION SOLACI-CACI@MIL-MINT-WAO Session. Live in a box cases from India and Saudi Arabia

Objectives:

- 1) To discuss about techniques in complex PCI procedures.
- 2) Discuss about the use of intravascular imaging and calcium modification techniques in complex PCI.

Chairpersons: Rogerio Sarmiento Leite (BR) and Bibiana Manavella (AR)

Panelists: Sanali Paiva (BR), Juan Mieres (AR), María José Bernal Calle (EC), Nancy Silvera (PY), Verónica González (AR), Blanca Méndez Bizarrón (MX), Iris Rodríguez (GUA)

5 min	Welcome and Session Objectives <i>Bibiana Manavella (ARG)</i>
15 min	LIVE IN A BOX: WAO INDIA (Rotablator and Imaging) <i>Sarita Rao (IND)</i>
5 min	Discussion
10 min	LIVE IN A BOX: WAO India Resolution <i>Sarita Rao (IND)</i>
5 min	Discussion
15 min	LIVE IN A BOX: WAO Saudi Arabia (SHOCKWAVE and Endovascular Imaging) <i>Mirvat Alasnag (SAU)</i>
5 min	Discussion
10 min	LIVE IN A BOX: WAO Saudi Arabia Resolution <i>Mirvat Alasnag (SAU)</i>
10 min	Discussion
10 min	Key learning points <i>Rogerio Sarmiento Leite (BR)</i>

8
AUGUST

BUEN AYRE ROOM A

9:00 a.m. to 10:30 a.m.

ProEducar – LEARNING SESSION

MODULE 3: ProEducar Fellows Course@CACI. Flying as Fellows.

Complications in our routine practice

Objectives:

To share strategies to bailout different complications in routine practice

Chairpersons: Alejandro Cherro (AR) and Leandro Lasave (AR)

Panelists: Juan Arellano (AR), Nicolás Zaderenko (AR), Pabla Cataldo (CHL), Emma Miranda (MX), Pablo Kantor (AR) and Esteban López Marinaro (AR)

- | | |
|--------|--|
| 5 min | Welcome and Session Objectives
<i>Leandro Lasave (AR)</i> |
| 10 min | Simulator Training and Virtual Reality as educational tool in fellowship - How can we learn?
<i>Dionisio Chambre (AR)</i> |
| 10 min | Learning Case - Complication in Diagnostic procedure - Step by Step
<i>Marcelo Harada Ribeiro (BR)</i> |
| 5 min | Discussion |
| 10 min | Learning Case - Complication in Coronary Intervention - Step by Step
<i>Fernando Cohen (AR)</i> |
| 5 min | Discussion |
| 10 min | Learning Case - Complication in Peripheral intervention - Step by Step
<i>Brian Donato (AR)</i> |
| 5 min | Discussion |
| 10 min | Learning Case - Complication in Structural intervention - Step by Step
<i>To be confirmed</i> |
| 5 min | Discussion |
| 15 min | Final Overview - Learning to fly alone as fellows
<i>Alejandro Cherro (AR)</i> |

8
AUGUST

BUEN AYRE ROOM C

9:00 a.m. to 10:30 a.m.

PERIPHERAL DISEASE

Tips & Tricks for Infrapopliteal Treatment

Objectives:

Analyze the different strategies and alternatives to achieve the desired results in infrapopliteal treatment

Chairpersons: Diego Guzzanti (AR) and Ana Paula Mollon (AR)

Panelists: Mauricio Cavalieri (BR), Diego Guzzanti (AR), Paulina Cisneros (EC), Gustavo Pedernera (AR) and Victoria Libertí (AR)

- | | |
|--------|--|
| 5 min | Welcome and Session Objectives
<i>Ana Paula Mollon (AR)</i> |
| 7 min | Ultrasound-Guided Puncture. Tips and Tricks
<i>Larry Díaz-Sandoval (USA)</i> |
| 5 min | Discussion |
| 7 min | The Role of IVUS in Infrapopliteal Revascularization
<i>Larry Díaz-Sandoval (USA)</i> |
| 5 min | Discussion |
| 7 min | The Importance of Plantar Arch Patency
<i>Mariano Palena (IT)</i> |
| 5 min | Discussion |
| 7 min | Bioresorbable Stents: Evidence
<i>Marianne Brodmann (AUT) (pre-recorded)</i> |
| 5 min | Discussion |
| 7 min | Techniques and Tools for BTN and BTA
<i>Mariano Palena (IT)</i> |
| 5 min | Discussion |
| 15 min | Key learning points and session wrap up
<i>Diego Guzzanti (AR)</i> |

10:30 a. m. to 10:40 a.m.

BREAK

8
AUGUST

PACÍFICO ROOM – MAIN ARENA

10:40 a.m. to 12:00 p.m.

STRUCTURAL – JOINT SESSION

SOLACI CACI@CRT Joint Session. Hot Topics in TAVR

Objectives:

To discuss with experts about the "hot topics" in the TAVR field

Chairpersons: Ron Waksman (USA) and Gabriel Maluenda (CHL)

Panelists: Matías Szejfman (AR), Jorge Sandoval (CHL), Juan Pablo de Brahi (AR), Ignacio Seropian (AR) and Marcelo Menéndez (AR)

5 min	Welcome and Session Objectives <i>Ron Waksman (USA)</i>
10 min	TAVR in Bicuspid AS: the challenge of low-risk and young patients <i>Ron Waksman (USA)</i>
5 min	Discussion
10 min	TAVR and PCI: device considerations, which lesions and when to treat <i>Alfredo Rodríguez (AR)</i>
5 min	Discussion
10 min	TAVR Leaflet Thrombosis: what should we do about it? <i>Ron Waksman (USA)</i>
5 min	Discussion
15 min	Live in a Box from Medstar Center <i>Toby Rogers (USA)</i>
7 min	Panel comments
7 min	Key learning points <i>Gabriel Maluenda (CHL)</i>

ATLÁNTICO ROOM A

10:40 a.m. to 12:00 p.m.

STRUCTURAL HEART DISEASE

What's New in the Treatment of Tricuspid Regurgitation in Patients with Refractory CHF

Objectives:

Discuss about tricuspid valve treatment indications and limitations

Chairpersons: Armando Juárez Valdés (MX) and Marcelo Agüero (AR)

Panelists: Juan Valle Raleigh (USA), Horacio Medina de Chazal (CAN/CHL), Juan Mieres (AR), Lorena Villagra (AR), Maximiliano Otero Lacoste (BR) and Adolfo Ferrero (UY)

AUGUST

3 min	Welcome and Session Objectives <i>Armando Juárez Valdés (MX)</i>
7 min	Ultrasound Analysis of the Tricuspid Valve <i>Walter García (AR)</i>
5 min	Discussion
7 min	Current Medical Treatment Limitations <i>Juan Mieres (AR)</i>
5 min	Discussion
15 min	Live in a Box Case. TRICVALVE (SIPROTEC) <i>Oscar Mendiz (AR)</i>
10 min	Discussion
7 min	Bicaval Treatment of Tricuspid Valve Disease: Anatomical Indications and Limitations <i>Sanjeevan Pasupati (NZ)</i>
5 min	Discussion
7min	New IT devices <i>Vinicius Esteves (BR)</i>
5 min	Discussion
4 min	Key learning message <i>Marcelo Agüero (AR)</i>

ATLÁNTICO ROOM B

10:40 a.m. to 12:00 p.m.

STRUCTURAL HEART DISEASE – JOINT SESSION SOLACI CACI@Cleveland Clinic Joint Session

Objectives:

Discuss about TAVR therapeutic alternatives in specific complex scenarios

Chairpersons: Mauricio Cohen (USA) and Jenny Placido Disla (USA)

Panelists: Daniel Ballarino (AR), Pedro Villablanca (USA), Juan Eustaquio Manos (AR), Rogerio Sarmiento Leite (BR), Ignacio Cigalini (AR) and Fernando Cohen (AR)

5 min	Welcome and Session Objectives <i>Jenny Placido Disla (USA)</i>
7 min	Cerebral protection AND TAVR: Is Still an option? <i>Ignacio Cigalini (AR)</i>
5 min	Discussion
7 min	Device selection for TAVR in patients with small annuli <i>Mauricio Cohen (USA)</i>

8
AUGUST

5 min	Discussion
7 min	Do we have a place for combined procedures? TAVR and LAAC, Mitral intervention and LAAC <i>Marcio Montenegro (BR)</i>
5 min	Discussion
7 min	Pitfalls in case selection for LAAC <i>Jenny Placido Disla (USA)</i>
5 min	Discussion
10 min	Complex TAVR Anatomies <i>Mauricio Cohen (USA)</i>
7 min	Discussion
10 min	Key learning points <i>Mauricio Cohen (USA)</i>

BUEN AYRE ROOM A

10:40 a.m. to 12:00 p.m.

STRUCTURAL HEART DISEASE

Mitral Valve. Edge-to-Edge Repair and Other Devices, PART II

Objectives:

To address indications, patient selection and keys to therapeutic success in structural mitral pathology

Chairpersons: Jorge Cortés Lawrenz (MX) and Mayra Guerrero (USA)

Panelists: Fernanda Mangione (BR), Cleverson Zukowsky (BR), Florencia Parcerisa (AR), and Jorge Baccaro (AR)

5 min	Welcome and Session Objectives <i>Jorge Cortés Lawrenz (MX)</i>
12 min	Annuloplasty Devices: Current Evidence <i>Pedro Cox-Alomar (USA)</i>
5 min	Discussion
12 min	New devices in mitral disease: Indications <i>Juan Granada (USA)</i>
5 min	Discussion
12 min	Valve-in-MAC and Mitral Valve-in-Ring: Limitations and Problems <i>Mayra Guerrero (USA)</i>
5 min	Discussion
12 min	The Importance of Good Multi-Modal Imaging for Percutaneous Valve Implantation <i>Mayra Guerrero (USA)</i>

8
AUGUST

- 5 min Discussion
- 5 min Key learning message
Mayra Guerrero (USA)

BUEN AYRE ROOM C

10:40 a.m. to 12:00 p.m.

STRUCTURAL HEART DISEASE – LEARNING SESSION

SOLACI Research Highlights

Objectives:

To share de LATAM experience and registries in different scenarios of interventional cardiology

Chairpersons: Pablo Lamelas (AR) and Guering Eid Lidt (MX)

Panelists: Ernesto Torresani (AR), Alfredo Bravo (AR), Marcelo Halac (AR), José Abelardo López (VE) and Jesús García (VE)

- 3 min Welcome and Session Objectives
Guering Eid Lidt (MX)
- 10 min LATAM Bif Registry update
Lucio Padilla (AR)
- 5 min Discussion
- 10 min SOLACI Peripheral Registry update
Gustavo Pedernera (AR)
- 5 min Discussion
- 10 min TAVR vs SAVR for severe aortic stenosis in Latin America
Henrique Ribeiro (BR)
- 5 min Discussion
- 10 min PCI vs CABG for left-main disease in Latin America
Pablo Lamelas (AR)
- 5 min Discussion
- 15 min Case Report. Katana Thrombectomy System (Akura Medical)
José Leonidas Alves Jr (BR)
- 5 min Discussion
- 5 min Closing remarks
Pablo Lamelas (AR)

12:00 p. m. to 12:10 p.m.

BREAK

PACÍFICO ROOM – MAIN ARENA

12:10 p.m. to 1:40 p.m.

LUNCH SYMPOSIUM – MEDTRONIC

The new era for hypertension care: RDN with radiofrequency

- Welcome & Introduction
Alejandro Ricalde (MX)
- Update in RDN Clinical Evidence & Current Guidelines
Alejandro Ricalde (MX)
- Appropriate patient selection for RDN with radiofrequency procedure
Pablo Rodríguez (AR)
- Discussion and Questions

TAVR bioprosthesis selection and its clinical impact

- Welcome & Introduction
Ignacio Amat Santos (SP)
- Clinical impact of bioprosthesis hemodynamic performance after TAVR
Alejandro Ricalde (MX)
- Hemodynamic performance according to bioprosthesis design after TAVR: What should we learn from the SMART trial?
Ignacio Amat Santos (SP)
- Evolut FX case presentation: TAVR in patient with small annulus
Ignacio Amat Santos (SP)
- Group Discussion and Questions
- Key Takeaway & adjourn
Alejandro Ricalde (MX)

ATLÁNTICO ROOM A

12:10 p.m. to 1:40 p.m.

LUNCH SYMPOSIUM – MERIL

Align for the future with next-generation (novel) balloon expandable THV technology

Chairpersons: Alexandre Abizaid (BR), Martine Gilard (FR) & Fernando Cura (AR)

Panelists: Jorge Mayol (Uruguay), Deborah Nercolini (Brazil), Pedro Echeverría (Panama), Andrés Iñiguez (Spain), Anibal Damonte (Argentina)

- 5 min Welcome and session objectives
Alexandre Abizaid (BR)

- 15 min Myval THV | Design philosophy and commissural alignment technique for lifetime management of TAVI Patients
Matias Szejfman (ARG)
- 15 min Treating Bicuspid Anatomies
Alejandro Álvarez Iorio (AR)
- 15 min ViV Interventions
Marcio Montenegro (BR)
- 15 min Managing extra large annuli using XL sizes - a solution to an unmet clinical need
Juan de Brahi (AR)
- 20 min Landmark RCT | key findings and relevance in clinical practice
Fausto Feres (BR)
- 5 min Discussion & closing remarks
Martine Gilard (FR)

ATLÁNTICO ROOM B

12:10 p.m. to 1:40 p.m.

LUNCH SYMPOSIUM – SMT

Sahajanand Medical Technologies – Present and Future Technologies

Chairperson: Patrick Serruys (IRL)

- 10 min Introductions, Agenda Review, Initial Comments
Patrick Serruys (IRL)
- 30 min Benefits of ultrathin stent in complex patients: Supraflex Cruz clinical trials overview
Patrick Serruys (IRL)
- 15 min Benefits of ultrathin stent in complex patients: Supraflex Cruz case presentation
Ricardo Costantini (AR)
- 20 min Innovative supra-anular, self-expanding Hydra Transcatheter Aortic Valve
Marcelo Menéndez (AR)
- 10 min SMT pipeline review
Krishna Sudhir (USA)
- 5 min Final comments
Patrick Serruys (IRL)

8
AUGUST

ATLÁNTICO ROOM C

12:10 p.m. to 1:40 p.m.

Abstracts and cases presentations

Abstracts and Clinical Cases: Oral Presentation (Peripheral 1)

Chairpersons: Victoria Liberti

Panelist: Juan Esteban Paolini (AR), Martín Parodi (AR), Rosario Amorin (AR), Mauricio Cavalieri Machado (BR), César Ochoa (VE) and Pablo Núñez (AR)

- | | |
|-------|--|
| 3 min | Welcome
<i>Victoria Liberti</i> |
| 7 min | Fístulas arteriovenosas pulmonares como causa de disnea en paciente joven (7280)

<i>Jair Alexander Quintero Pánuco (MX)</i> |
| 5 min | Discussion |
| 7 min | Resultados clínicos a dos años de la colocación de stents venosos dedicados para la obstrucción del flujo venoso iliofemoral (7283)
<i>Pablo Núñez (AR)</i> |
| 5 min | Discussion |
| 7 min | EVAR: incidencia de endoleaks. Relación con variables clínicas y anatómicas (7356)

<i>Nahuel Monti (AR)</i> |
| 5 min | Discussion |
| 7 min | Tratamiento endovascular de la disección aórtica con endoprótesis torácica ramificada (6204)
<i>Hernan Ríos (AR)</i> |
| 5 min | Discussion |
| 7 min | Tratamiento endovascular de síndrome de Leriche con stents autoexpandibles (7413)

<i>Hauqui Agustín (AR)</i> |
| 5 min | Discussion |
| 7 min | Catheter directed therapies in pulmonary embolism - a University Hospital Experience (5894)
<i>Juan Ignacio Damonte (AR)</i> |
| 5 min | Discussion |
| 7 min | TVP Extensa-SINDROME DE MAY THURNER (5934)
<i>María del Pilar Castro Murillo (AR)</i> |
| 5 min | Discussion |

8
AUGUST

- | | |
|-------|--|
| 7 min | Rescate exitoso de implante anticonceptivo subdermico en rama pulmonar izquierda vía intervencionista (5941)
<i>José Ramón Benítez (MX)</i> |
| 5 min | Discussion |
| 3 min | Closing remarks
<i>To be confirmed</i> |

BUEN AYRE ROOM A

12:10 p.m. to 1:40 p.m.

LUNCH SYMPOSIUM – CANON

AI and Advances in Cardiac Intervention

Objectives:

Exploring the advancements in artificial intelligence in the interventional cardiology field

Chairpersons: Carla Agatiello (AR) and Héctor García García (USA)

Panelists: Andrés Civitarese (AR), Chambre Dionisio (AR), Cherro Alejandro (AR), Cristian Garmendia (AR) and David Vetcher (AR)

- | | |
|--------|--|
| 5 min | Introduction to AI
<i>Carla Agatiello (AR)</i> |
| 15 min | Utilization of AI in coronary interventions
<i>Juan Arrellano (AR)</i> |
| 5 min | Q&A |
| 15 min | Clinical implications of AI in endovascular imaging
<i>Héctor García García (USA)</i> |
| 5 min | Q&A |
| 15 min | AI implementation in Interventional Cardiology: Future Perspectives
<i>Sanjeevan Pasupati (IND)</i> |
| 5 min | Q&A |
| 15 min | CANON's approach to AI utilization
<i>Karen Matzen (AR)</i> |
| 5 min | Q&A |
| 5 min | Session wrap-up
<i>Héctor García García (USA)</i> |

8
AUGUST

BUEN AYRE ROOM C

12:10 p.m. to 1:40 p.m.

Abstracts and Clinical Cases: Oral Presentation (Structural 2)

Chairpersons: Pedro Hidalgo (VE) and Ignacio Seropian (AR)

Panelists: Andrés Rodríguez (AR), Alejandro Goldsmit (AR), Gustavo Lev (AR), Javier Woskowoinik (AR), Carlos Pereira (VE), Maximiliano Otero Lacoste (BR) and Agustín Hauqui (AR)

- | | |
|-------|---|
| 5 min | Welcome and Session Objectives
<i>Pedro Hidalgo (VE)</i> |
| 7 min | Valve in MAC en paciente irradiado (7367)
<i>Adolfo Ferrero Guadagnoli (UY)</i> |
| 5 min | Discussion |
| 7 min | Transcatheter tricuspid valve intervention with Triclip in a patient with previous surgical annuloplasty ring (6022)
<i>Carlos Alberto Zaragoza Cortés (AR)</i> |
| 5 min | Discussion |
| 7 min | Litotripsia intravascular y técnica de buddy wire durante TAVR en un caso con enfermedad arterial periférica y aorta torsuosa (6101)
<i>Heberto Aquino Bruno (MX)</i> |
| 5 min | Discussion |
| 7 min | Prognostic value of leuko-glycemic index in severe aortic stenosis and obesity (5896)
<i>Cristian Garmendia (AR)</i> |
| 5 min | Discussion |
| 7 min | Experiencia Argentina inicial con una válvula transcater balon expandible (5897)
<i>Federico Blanco (AR)</i> |
| 5 min | Discussion |
| 7 min | Incidencia de mismatch prótesis-paciente predicho por angioTC cardiaca en pacientes con anillo pequeño luego del reemplazo valvular aórtico transcater o quirúrgico. (7434)
<i>Lucía Martínez (UY)</i> |
| 5 min | Discussion |
| 5 min | Closing remarks
<i>Ignacio Seropian (AR)</i> |

1:40 p. m. to 1:50 p.m.

BREAK

AUGUST

PACÍFICO ROOM – MAIN ARENA

1:50 p.m. to 3:00 p.m.

CORONARY HEART DISEASE – LIVE CASE

Live Case from ICBA. Coronary Complex PCI

Chairpersons: Jorge Belardi (AR) and Guering Eid Lidt (MX)

Panelists: Evandro Martins Filho (BR), Gustavo Pedernera (AR), César Federico Vigo (IT), Fernando Cohen (AR) and Horacio Medina de Chazal (CAN/CHL)

- | | |
|--------|---|
| 3 min | Welcome and session objectives
<i>Jorge Belardi (AR)</i> |
| 40 min | Live case Coronary Complex PCI
<i>Lucio Padilla / Santiago Ordóñez</i> |
| 10 min | Discussion |
| 15 min | Go Beyond metal: Exploring Drug-eluting Balloon Technology in de novo Coronary Lesions (Cordis)
<i>Ron Waksman (USA)</i> |
| 3 min | Take home message
<i>Guering Eid Lidt (MX)</i> |

ATLÁNTICO ROOM A

1:50 p.m. to 3:00 p.m.

ProEducar – JOINT SESSION

MODULE 4: ProEducar Fellows Course@SCAI: State of the art in bifurcations. From Simple to Complex Interventions

Objetives:

To analyze the step by step of different bifurcation techniques

Chairpersons: Nicolás Zaderenko (AR) and Mauricio Cohen (USA)

Panelists: Carlos Uribe (CO), Rafael Moguel (MX), Efraín Gaxiola (MX), Daniel Meneses (NIC), Micheli Galon (BR), Rafael Portaluppi (EC) and Sandra Reyes (AR)

- | | |
|-------|---|
| 5 min | Welcome and Session Objectives
<i>Nicolás Zaderenko (AR)</i> |
| 8 min | Clinical Case Presentation: Best Clinical Case (Coronary)
<i>Giuliana Corna (AR)</i> |
| 8 min | Rol of IV-imaging in Bifurcation Lesions
<i>Mauricio Cohen (USA)</i> |
| 8 min | Provisional Stenting First? Step by Step
<i>Mario Araya (CHL)</i> |

8
AUGUST

- 8 min Bail out strategies in provisional stenting
Goran Stankovic (SER)
- 8 min DK-Crush and DK Culotte - Step by Step
Ricardo Costa (BR)
- 10 min Final overview
George Dangas (USA)
- 10 min Discussion with Fellows
- 5 min Key learning points
Mauricio Cohen (USA)

ATLÁNTICO ROOM B

1:50 p.m. to 3:00 p.m.

STRUCTURAL HEART DISEASE – JOINT SESSION

SOLACI CACI@ESC Joint Session: Exploring the Future of Valve Interventions

Objetives:

To discuss advanced insights into TAVI, focusing on enhancing patient outcomes, mastering technical aspects, and managing complications.

Chairpersons: Alaide Chieffo (IT) and Martine Gilard (FR)

Panelists: Andrea Robaina (VE), Rubén Piraino (AR), Deborah Nercolini (BR), Pabla Cataldo (CHL) and Marcelo Menéndez (AR)

- 5 min Welcome and Session Objectives
Alaide Chieffo (IT)
- 7 min Enhancing TAVI Outcomes: From Pre-Hospitalization to Valve Selection and Antithrombotic Regimen
José María Hernández (SP)
- 5 min Discussion
- 7 min Technical Insights into TAVI and Valve-in-Valve Procedures
Nicolas Van Mieghem (NL)
- 5 min Discussion
- 7 min Tackling TAVI-Related Complications: When Dreams Turn into Nightmares
Flavio Ribichini (IT)
- 5 min Discussion
- 15 min Live in a Box Case. HYDRA TAVI (SMT)
Aníbal Damonte (AR)
- 15 min Discussion and Key learning points
Martine Gilard (FR)

8
AUGUST

BUEN AYRE ROOM A

1:50 p.m. to 3:00 p.m.

IMAGING

Imaging and Structural Heart Disease

Objetives:

- 1) To discuss about the role of different cardiovascular imaging techniques in the patient selection for structural disease
- 2) Analyze the role of cardiac imaging during structural procedures

Chairpersons: Mayra Guerrero (USA) and Marcelo Agüero (AR)

Panelists: Fabián Salmo (AR), Mariano Falconi (AR), Walter García (AR) and Florencia Parcerisa (AR)

- | | |
|-------|---|
| 5 min | Welcome & Session Objective
<i>Marcelo Agüero (AR)</i> |
| 7 min | Role of images for the selection of the ideal prosthesis in our patient for TAVI
<i>Pablo Lamelas (AR)</i> |
| 5 min | Discussion |
| 7 min | How to evaluate the risk of compromise of TAVI in percutaneous mitral valve implantation, is it possible with tomography?
<i>Rogério Sarmento Leite (BR)</i> |
| 5 min | Discussion |
| 7 min | Prior evaluation and planning of patients to undergo edge-to-edge mitral repair. Is there an alternative to 3D TEE?
<i>Marta Sitges (SP) (pre-recorded)</i> |
| 5 min | Discussion |
| 7 min | Role of angiotomography in the evaluation of the anatomy of the left atrial appendage and in the selection of the ideal prosthesis
<i>Luis Cressa (VE)</i> |
| 5 min | Discussion |
| 7 min | Is it feasible to guide the closure of the left atrial appendage with intracardiac ultrasound? How do we do it?
<i>Pablo Spalettra (AR)</i> |
| 5 min | Discussion |
| 5 min | Discussion and final message
<i>Mayra Guerrero (USA)</i> |

**8
AUGUST**

BUEN AYRE ROOM C

1:50 p.m. to 3:00 p.m.

CORONARY HEART DISEASE – JOINT SESSION SOLACI CACI@FAC: Acute Coronary Syndromes

Objetives:

To explore current practices and emerging insights in diagnosing and managing acute coronary syndromes

Chairpersons: Meiriño Alejandro (AR) and Gerardo Zapata (AR)

Panelists: Esteban López Marinaro (AR), Daniel Zanuttini (AR), Beder Gustavo Farez (AR) and Omar Tupayachi (AR)

3 min	Welcome and Session Objectives <i>Gerardo Zapata (AR)</i>
12 min	Electrocardiographic Patterns for Occlusion Infarction in STEACS <i>Alejandro Meiriño (AR)</i>
5 min	Discussion
12 min	INOCA: Usefulness of Anatomical and Functional Tests <i>Stella Maris Macin (AR)</i>
5 min	Discussion
12 min	Modulation of Antiplatelet Therapy after Acute Coronary Syndromes. Which and for How Long? <i>Miguel Hominal (AR)</i>
5 min	Discussion
12 min	Presentation of a Clinical Case: “Managing Intermediate Lesions” <i>Leandro Lasave (AR)</i>
5 min	Discussion
3 min	Key learning points <i>Meiriño Alejandro (AR)</i>

3:00 p. m. to 3:10 p.m.

BREAK

PACÍFICO ROOM – **MAIN ARENA**

3:10 p.m. to 4:30 p.m.

STRUCTURAL HEART DISEASE – JOINT SESSION SOLACI CACI@TCT-CRF Joint Session: Next Steps In Valvular Interventions

8
AUGUST

Objective:

To assess the advancements and future potential of THV technologies, focusing on TAVI challenges, low-profile TAVR in women, and TAVI in non-severe aortic stenosis.

Chairpersons: Oscar Mendiz (AR) and Roxana Mehran (USA)

Panelists: Sanali Paiva (BR), Daniela Coria (AR), Juan Arellano (AR), Juan Ignacio Damonte (AR), Nelson Bonilla (SLV) and Lisbeth Méndez (VE)

5 min	Welcome and Session Objectives <i>Oscar Mendiz (AR)</i>
10 min	After two decades of refining THV devices, are there more improvements ahead? <i>Helene Eltchaninoff (FR)</i>
5 min	Discussion
10 min	Revisiting TAVI: Exploring the Next Challenge in Everyday Clinical Practice <i>Mauricio Cohen (USA)</i>
5 min	Discussion
10 min	Low-Profile TAVR: Feasibility and Possible for women interventions <i>Fernanda Mangione (BR)</i>
5 min	Discussion
10 min	Time to UNLOAD the Blame: TAVI's Role in Non-Severe Aortic Stenosis <i>Juan Granada (USA)</i>
5 min	Discussion
15 min	Key learning message <i>Roxana Mehran (USA)</i>

ATLÁNTICO ROOM A
3:10 p.m. to 4:30 p.m.

CORONARY HEART DISEASE – LEARNING SESSION

Innovation: New Devices, New Solutions, New Tools for the Future in IC

Objective:

To explore new devices and techniques in interventional cardiology for aortic stenosis, mitral disease, heart failure shunting, and high-risk PCI.

Chairpersons: Marco Wainstein (BR) and Flavio Ribichini (IT)

Panelists: Alejandro Palacios (AR), Ignacio Seropian (AR), Deborah Nercolini (BR), David Vetcher (AR), Rogerio Sarmento Leite (BR) and Cleverson Zukowsky (BR)

2 min	Welcome and Session Objectives <i>Marco Wainstein (BR)</i>
15 min	New devices dedicated for aortic stenosis (Onecrea Medical) <i>Flavio Ribichini (IT)</i>

- 15 min New devices dedicated to mitral disease (P+F)
Marcio Montenegro (BR)
- 10 min Left Atrial to Coronary Sinus Shunting: insights from a novel approach to treat HF
Juan Valle Raleigh (USA)
- 15 min Elixir Medical
Flavio Ribichini (IT)
- 15 min Live in a Box Case. Novel Supira Medical percutaneous Ventricular Assist Device (pVAD) to support high risk PCI (SUPIRA)
Ricardo Costa (BR)
- 10 min Discussion and wrap up
Flavio Ribichini (IT)

ATLÁNTICO ROOM B

3:10 p.m. to 4:30 p.m.

STRUCTURAL HEART DISEASE

Left Atrial Appendage Occlusion (LAAO)

Objective:

To provide a comprehensive understanding of LAAO, focusing on guidelines, patient selection, procedural assessments, optimization, and complication management..

Chairpersons: Gabriel Maluenda (CHL) and Pablo Spalettra (AR)

Panelists: Pablo Liva (AR), Ricardo Quizhpe (EC), Camilo Arana (CO) and Rodrigo Muñoz (CHL)

- 3 min Welcome and Session Objectives
Pablo Spalettra (AR)
- 7 min Who Should Get Appendage Closure and When: What Do Guidelines and Evidence Say?
Pablo Spalettra (AR)
- 5 min Discussion
- 7 min Appendage Closure in Patients with Recurrent Cardioembolic Events
José Airton Arruda (BR)
- 5 min Discussion
- 7 min What is the Best Pre-Procedure Assessment Method, TEE or CT?
Oscar Millán (MX)
- 5 min Discussion
- 7 min How Can We Optimize Transseptal Puncture?
Luis Cressa (VE)
- 5 min Discussion
- 7 min Persistent Appendage Thrombus: Can We Close It?
Aníbal Damonte (AR)
- 5 min Discussion

8
AUGUST

- 7 min How and When Do We Close Peridevice Leak?
Gabriel Maluenda (CHL)
- 5 min Discussion
- 5 min Key learning points
Gabriel Maluenda (CHL)

BUEN AYRE ROOM A

3:10 p.m. to 4:30 p.m.

CORONARY HEART DISEASE

Myocardial infarction with cardiogenic shock

Objective:

To discuss clinical management and advancements in device therapies for MI with cardiogenic shock and real-world applications.

Chairpersons: Alaide Chieffo (IT) and Daniel Berrocal (AR)

Panelists: Omar Santaera (AR), Horacio Medina de Chazal (CAN/CHL), Corina Biagioni (AR), Esteban López Marinaro (AR) and César del Castillo (CHL)

- 5 min Welcome and Session Objectives
Alaide Chieffo (IT)
- 7 min Clinical Management of Cardiogenic Shock
Lucrecia Burgos (AR)
- 5 min Discussion
- 7 min Current Devices for Cardiogenic Shock
Alaide Chieffo (IT)
- 5 min Discussion
- 7 min Balloon Counterpulsation: Is It Still Useful in cardiogenic shock?
Andrés Iñiguez (SP)
- 5 min Discussion
- 7 min ECMO-VA Indications in Cardiogenic Shock
Paola Morejón (EC)
- 5 min Discussion
- 7 min Impella in the Real World: Is It the Best Alternative?
Alaide Chieffo (IT)
- 5 min Discussion
- 15 min Key learning points
Daniel Berrocal (AR)

8
AUGUST

BUEN AYRE ROOM C

3:10 p.m. to 4:30 p.m.

IMAGING

Workshop: Teaching based on endovascular images in Bifurcations

Objective:

- 1) To explore complex bifurcations coronary interventions, addressing challenging cases
- 2) Discuss about the role of intravascular imaging in bifurcations

Chairpersons: Miguel Larribau (AR) and Alejandro Fernández (AR)

Panelists: Víctor Rojas Rodríguez (PY), Lorena Villagra (AR), Whiston Moreira (EC), Gustavo Lev (AR) and Gustavo Samaja (AR)

3 min	Welcome and Session Objectives <i>Miguel Larribau (AR)</i>
7 min	Problem case: Caged branch <i>Cristian Garmendia (AR)</i>
5 min	Discussion
7 min	Unprotected LMCA, with distal injury that does not involve CX <i>Nicolás Zaderenko (AR)</i>
5 min	Discussion
7 min	LMCA not protected. Bifurcation ... Medina 1,1,1, <i>Fausto Feres (BR)</i>
5 min	Discussion
7 min	DK Crush, results in images <i>José Escalante (AR)</i>
5 min	Discussion
7 min	Complications in bifurcations with the use of images <i>Costantino Costantini (BR)</i>
5 min	Discussion
7 min	POT to improve access to branches guided by IVUS <i>Carlos Uribe (CO)</i>
5 min	Discussion
5 min	Key learning message <i>Alejandro Fernández (AR)</i>

4:30 p. m. to 4:40 p.m.

BREAK

PACÍFICO ROOM – **MAIN ARENA**

4:40 p.m. to 6:00 p.m.

STRUCTURAL HEART DISEASE – JOINT SESSION

SOLACI CACI@PCRLV Joint Session Structural for beginners: How to do it

Objective:

To discuss about best practices in TAVR, emphasizing patient selection, pre-interventional imaging analysis, vascular access, device selection strategies, managing procedural complications, and future technological advancements in TAVR

Chairpersons: Bernard Prendergast (UK) and Deborah Nercolini (BR)

Panelists: Fernando Cura (AR), Pablo Lamelas (AR), Gabriel Maluenda (CHL) and Daniel Ballarino (AR)

- | | |
|-------|--|
| 3 min | Welcome and Session Objectives
<i>Deborah Nercolini (BR)</i> |
| 7 min | Current evidence in AS: Who Can We Treat, Who Shouldn't We Treat?
<i>Helene Eltchaninoff (FR)</i> |
| 5 min | Discussion |
| 7 min | How to analyse pre-interventional CT images
<i>Ignacio Amat Santos (SP)</i> |
| 5 min | Discussion |
| 7 min | Choosing and managing vascular access appropriately
<i>Nicolas Van Mieghem (NL)</i> |
| 5 min | Discussion |
| 7 min | The right device for the right patient: Tips & Tricks for THV selection
<i>Deborah Nercolini (BR)</i> |
| 5 min | Discussion |
| 7 min | Deep breath: Tackling common TAVR complications in the Cath Lab
<i>Martine Gilard (FR)</i> |
| 5 min | Discussion |
| 7 min | New technologies in TAVR: the future is on the horizon
<i>Bernard Prendergast (UK)</i> |
| 5 min | Discussion |
| 5 min | Key learning points
<i>Bernard Prendergast (UK)</i> |

8
AUGUST

ATLÁNTICO ROOM A

4:40 p.m. to 6:00 p.m.

MIL

Interactive Session: Social Media: Building a Community of Scientists

Objective:

To explore the integration of digital tools and social media platforms in medicine.

Chairpersons: José Álvarez (AR) and Guido Chiabrando (AR)

Panelists: Juan Valle Raleigh (AR), Silvina Gómez (AR), Fausto Heredia Villacreses (EC), Mariana Correa (AR), Marisa Acosta (AR), Juan Francisco Álvarez Sevillano (AR) and Roberto Botelho (BR)

5 min	Introduction and Objectives <i>José Álvarez (AR)</i>
10 min	Linkedin as a work tool <i>Mayara Viana (BR)</i>
5 min	Discussion
10 min	SOME Ambassador, a tool for scientific dissemination <i>Ignacio Cigalini (AR)</i>
5 min	Discussion
10 min	Good use of social networks in medicine <i>Mayara Viana (BR)</i>
5 min	Discussion
10 min	Artificial intelligence in medicine <i>Héctor García García (USA)</i>
5 min	Discussion
15 min	Panel discussion and closing remarks <i>Guido Chiabrando (AR)</i>

ATLÁNTICO ROOM B

4:40 p.m. to 6:00 p.m.

CORONARY HEART DISEASE – LEARNING SESSION

SOLACI-CACI@Jornadas SOLACI: Education All Over Latin America.

In Stent Restenosis (ISR)

Objective:

To explore comprehensive strategies for diagnosing and managing in-stent restenosis.

Chairpersons: Gustavo Vignolo (UY), Marcio Montenegro (BR) and Luis Urna (BO)

Panelists: Gustavo Hidalgo (EC), Daniel Meneses (NIC), Héctor Mora (GUA), Cecilia Cuevas (PE), Mauricio Vanegas (CR), Sandra Reyes (AR) and Patricia Aubanel (MX)

3 min	Welcome and Session Objectives <i>Luis Urna (BO)</i>
7 min	ISR Diagnosis: Just an Angiographic Diagnosis? <i>Ricardo Coloma (PE)</i>
5 min	Discussion
7 min	Predictors of ISR <i>Corina Biagioni (AR)</i>
5 min	Discussion
7 min	Using Coronary Physiology in ISR <i>Christian Dauvergne (CHL)</i>
5 min	Discussion
7 min	Should We Always Use Intravascular Imaging for ISR Management? <i>Darío Echeverri (CO)</i>
5 min	Discussion
7 min	Managing ISR: DEB? <i>Flavio Ribichini (IT)</i>
5 min	Discussion
7 min	Managing ISR: Another Stent? <i>Luis Mejía (PE)</i>
5 min	Discussion
5 min	Key learning points <i>Gustavo Vignolo (UY)</i>

BUEN AYRE ROOM A

4:40 p.m. to 6:00 p.m.

STRUCTURAL HEART DISEASE – JOINT SESSION SOLACI CACI@SAC Aortic Stenosis and TAVI: Decision-Making Process in Different Clinical Scenarios

Objective:

To discuss key aspects of TAVI, focusing in decision making process of different clinical scenarios.

Chairpersons: Sergio Baratta (AR) and Juan Fernández (AR)

Panelists: Jorge Allín (AR), Iván Constantín (AR), Jorgelina Medus (AR), Silvia Makhoul (AR), Alejandro Álvarez Iorio (AR) and Marcos de la Vega (AR)

3 min	Welcome and Session Objectives <i>Sergio Baratta (AR)</i>
7 min	Bicuspid Aortic Valve: The Role of Imaging in Patient Screening for TAVI <i>Mariano Falconi (AR)</i>

AUGUST

- 5 min Discussion
- 7 min Moderate Aortic Stenosis and Symptomatic Severe Ventricular Dysfunction: Should We Keep on Waiting?
Pablo Stutzbach (AR)
- 5 min Discussion
- 7 min Associated Coronary Disease: Who Should Undergo PCI and When?
Alejandro Cherro (AR)
- 5 min Discussion
- 7 min TAVI in Aortic Regurgitation: Only a Strategy for Non-Surgical Candidates?
Juan Pablo de Brahi (AR)
- 5 min Discussion
- 7 min Frailty: Proper Assessment
Soledad Palacio (AR)
- 5 min Discussion
- 7 min Should We Indicate Anticoagulant Treatment for TAVI Patients?
Pedro Cox-Alomar (USA)
- 5 min Discussion
- 5 min Key learning points
Juan Fernández (AR)

BUEN AYRE ROOM C

4:40 p.m. to 6:00 p.m.

MISCELANEOUS – JOINT SESSION

SOLACI CACI@SAL Joint Session. From Prevention to Atherosclerotic Clinical Events: The Role of Inflammation

Objective:

To investigate new methods for reducing cardiovascular risk.

Chairpersons: Martín Lobo (AR) and Alfredo Rodríguez (AR)

Panelists: Bibiana Rubilar (AR) and Jorge Emilio Limpías (AR)

- 5 min Welcome and objectives
Alfredo Rodríguez (AR)
- 10 min Beyond Statins: Reducing Residual Risk with Other Lipid Lowering Measures
Walter Masson (AR)
- 5 min Discussion
- 10 min Beyond C-LDL: Anti-Inflammatory Effect of Lipid Lowering Treatment
Gustavo Giunta (AR)

8

AUGUST

- 5 min Discussion
- 10 min Impact of New Treatments for Diabetes and Obesity on Coronary Events
Matías Rodríguez Granillo (AR)
- 5 min Discussion
- 10 min Inflammation and Atherosclerosis: New Drugs
Pablo Corral (AR) pre-recorded
- 5 min Discussion
- 15 min General discussion and key learning message
Martín Lobo (AR)

8
AUGUST



**SOLACI
CACI`24**
ARGENTINA

**BUENOS AIRES HILTON
BUENOS AIRES, ARGENTINA**



XXXIX ANNUAL CONGRESS OF LATIN AMERICAN SOCIETY
OF INTERVENTIONAL CARDIOLOGY

XXXIV NATIONAL ANNUAL CONGRESS OF THE ARGENTINE COLLEGE
OF INTERVENTIONAL CARDIOANGIOLOGY

PACÍFICO ROOM – MAIN ARENA

8:00 a.m. to 9:00 a.m.

CORONARY HEART DISEASE

My Worst Nightmare: Complications in Coronary Interventions

Objectives:

To discuss strategies for managing complications in coronary interventions

Chairpersons: Juan José Fernández (AR) and Pedro Cox-Alomar (USA)

Panelists: Alfredo Bravo (AR), Lorena Villalba (PY), Maximiliano Giraudó (AR), Clarissa Dall’Orto (BR), Juan Arellano (AR), Amalia Descalzo (AR) and Humberto Bassani Molinas (AR)

- | | |
|-------|---|
| 2 min | Welcome and Session Objectives
<i>Juan José Fernández (AR)</i> |
| 7 min | Coronary Perforation: How to Treat It
<i>Fernando Pineda (CHL)</i> |
| 3 min | Discussion |
| 7 min | Left main occlusion and aortic dissection, the perfect storm
<i>Carlos Fava (AR)</i> |
| 3 min | Discussion |
| 7 min | Managing No-Reflow
<i>Gustavo Vignolo (UY)</i> |
| 3 min | Discussion |
| 7 min | Coronary Balloon Fracture
<i>Jorge Sandoval (CHL)</i> |
| 3 min | Discussion |
| 7 min | Stent Loss
<i>Fernando Cohen (AR)</i> |
| 3 min | Discussion |
| 7 min | Rotablator: stuck burr or blocked rota and shaft fractures
<i>Sebastián Peralta (AR)</i> |
| 3 min | Discussion |
| 3 min | Key learning points
<i>Pedro Cox-Alomar (USA)</i> |

AUGUST



**SOLACI
CACI`24**
ARGENTINA

BUENOS AIRES HILTON
BUENOS AIRES, ARGENTINA



XXXIX ANNUAL CONGRESS OF LATIN AMERICAN SOCIETY
OF INTERVENTIONAL CARDIOLOGY

XXXIV NATIONAL ANNUAL CONGRESS OF THE ARGENTINE COLLEGE
OF INTERVENTIONAL CARDIOANGIOLOGY

ATLÁNTICO ROOM A

8:00 a.m. to 9:00 a.m.

ABSTRACTS AND CASES PRESENTATIONS

Abstracts and Clinical Cases: Oral Presentation (Coronary # 2)

Objectives:

To discuss about abstracts and clinical cases in the coronary field

Chairpersons: Marcelo Halac (AR) and Rodrigo Alderete (AR)

Panelists: Carlos Alberto Babi (AR), Jorge Emilio Limpas (AR), Daniel Lerga Almenzar (AR) and Luis Arboine (MX)

- | | |
|-------|---|
| 3 min | Welcome and Session Objectives
<i>Marcelo Halac (AR)</i> |
| 7 min | Compresión extrínseca de tronco de coronaria izquierda por aneurisma de arteria pulmonar en paciente con hipertensión pulmonar severa (5984)
<i>Nicolás Dallape (ARG)</i> |
| 5 min | Discussion |
| 7 min | Infarto de coronaria circunflexa, coronariopatía compleja, complica mecánica, choque cardiogénico refractario e riesgo quirúrgico prohibitivo, o papel no MitraClip nesse cenário. (7213)
<i>Rodrigo Daghlawi Machado (BR)</i> |
| 5 min | Discussion |
| 7 min | Initial Experience with Penumbra Indigo System CAT RX for Thrombectomy in Acute Coronary Syndromes (5843)
<i>Fausto Heredia Villacreses (EC)</i> |
| 5 min | Discussion |
| 7 min | Resultados de la Angioplastía Primaria en Pacientes Cursando Shock Cardiogénico en un Hospital Público entre el período de enero de 2014 a diciembre de 2022 (5930)
<i>Raúl Méndez (AR)</i> |
| 5 min | Discussion |
| 7 min | A Stratified Pathway to Stent-Free Reperfusion: Selecting Suitable Patients in ST-Elevation Myocardial Infarction (6176)
<i>Juan Albistur (UY)</i> |
| 5 min | Discussion |
| 3 min | Key learning point and session wrap up
<i>Rodrigo Alderete (AR)</i> |

AUGUST



**SOLACI
CACI'24**

ARGENTINA

BUENOS AIRES HILTON
BUENOS AIRES, ARGENTINA



XXXIX ANNUAL CONGRESS OF LATIN AMERICAN SOCIETY
OF INTERVENTIONAL CARDIOLOGY

XXXIV NATIONAL ANNUAL CONGRESS OF THE ARGENTINE COLLEGE
OF INTERVENTIONAL CARDIOANGIOLOGY

ATLÁNTICO ROOM B

8:00 a.m. to 9:00 a.m.

ABSTRACTS AND CASES PRESENTATIONS

Abstracts and Clinical Cases: Oral Presentation (Structural # 3)

Objectives:

To discuss about abstracts and clinical cases in the structural field

Chairpersons: Alejandro Palacios (AR) and Juan Pablo de Brahi (AR)

Panelists: Agustín Girassolli (AR), Mariana Correa (AR), Mariano Rubio (AR) and Diego Alejandro Rodríguez (AR)

- | | |
|-------|--|
| 3 min | Welcome and Session Objectives
<i>Alejandro Palacios (AR)</i> |
| 7 min | Preventive coronary protection during TAVI in a patient with high risk of coronary obstruction (6002)
<i>Sebastián Piñel (AR)</i> |
| 5 min | Discussion |
| 7 min | Tratamiento percutáneo de la disfunción de las bioprótesis aórticas quirúrgicas sintomáticas en pacientes de alto riesgo. Evolución a 30 días y seguimiento a mediano plazo (6055)
<i>Ivana Orejuela (AR)</i> |
| 5 min | Discussion |
| 7 min | TAVI TRANSAXILAR: Cuando existe enfermedad arterial periférica (6062)
<i>Marcelo Montero (AR)</i> |
| 5 min | Discussion |
| 7 min | Cierre de CIA tipo seno venoso superior con stent graft (6077)
<i>Jesús Guzmán Pérez (VE)</i> |
| 5 min | Discussion |
| 7 min | Patient with horizontal and extreme ectasic Aorta, bicuspidized valve and raphus with hokcey puck spike treated with Trans Aortic Valve Implacment (TAVI) (6108)
<i>Elisa Ramos (BR)</i> |
| 5 min | Discussion |
| 3 min | Key learning point and session wrap up
<i>Juan Pablo de Brahi (ARG)</i> |

AUGUST



**SOLACI
CACI`24**

ARGENTINA

BUENOS AIRES HILTON
BUENOS AIRES, ARGENTINA



XXXIX ANNUAL CONGRESS OF LATIN AMERICAN SOCIETY
OF INTERVENTIONAL CARDIOLOGY

XXXIV NATIONAL ANNUAL CONGRESS OF THE ARGENTINE COLLEGE
OF INTERVENTIONAL CARDIOANGIOLOGY

BUEN AYRE ROOM A

8:00 a.m. to 9:00 a.m.

ABSTRACTS AND CASES PRESENTATIONS

Abstracts and Clinical Cases: Oral Presentation (Structural # 4)

Objectives:

To discuss about abstracts and clinical cases in the structural field

Chairpersons: Antonio Pocoví (AR) and Miguel Larribau (AR)

Panelists: Francisco Elías Canllo (AR), Marcelo Cardone (AR) and Sergio Pérez (AR)

- | | |
|-------|--|
| 3 min | Welcome and Session Objectives
<i>Antonio Pocoví (AR)</i> |
| 7 min | Tratamiento borde a borde en la insuficiencia mitral severa sintomática en pacientes de alto riesgo. Evolución a 30 días y seguimiento a mediano plazo (7245)
<i>Silvina Gómez (AR)</i> |
| 5 min | Discussion |
| 7 min | TAVR en prótesis quirúrgicas disfuncionantes con fractura y post-optimización con balones de alta presión. Luchando contra el mismatch (7254)
<i>Adolfo Ferrero Guadagnoli (UY)</i> |
| 5 min | Discussion |
| 7 min | Cierre percutáneo de pseudoaneurisma (PA) de Aorta ascendente como complicación post TAVI (7260)
<i>Leonardo García Iturralde (AR)</i> |
| 5 min | Discussion |
| 7 min | Cierre percutáneo de la orejuela auricular izquierda: evolución a 30 días y seguimiento a mediano plazo (7315)
<i>Juan Manuel Pérez (AR)</i> |
| 5 min | Discussion |
| 7 min | Como devemos agir diante do quadro de hipotensao refrataria apos TAVR (7320)
<i>Fabíola Barbosa (BR)</i> |
| 5 min | Discussion |
| 3 min | Key learning point and session wrap up
<i>Miguel Larribau (AR)</i> |

AUGUST



**SOLACI
CACI`24**
ARGENTINA

BUENOS AIRES HILTON
BUENOS AIRES, ARGENTINA



XXXIX ANNUAL CONGRESS OF LATIN AMERICAN SOCIETY
OF INTERVENTIONAL CARDIOLOGY

XXXIV NATIONAL ANNUAL CONGRESS OF THE ARGENTINE COLLEGE
OF INTERVENTIONAL CARDIOANGIOLOGY

BUEN AYRE ROOM C

8:00 a.m. to 9:00 a.m.

MIL

Mentors Latam@MIL-MINT-WAO

Objectives:

To explore strategies for career advancement and mentorship in interventional cardiology

Chairpersons: Roxana Mehran (USA) and José Leiva Pons (MX)

Panelists: Ana Mollon (AR), Mayara Viana (BR), Emma Miranda (MX), Beatriz Azpúrua (VE), Lisbeth Méndez (VE), Bibiana Manavella (AR), Raúl Solernó (AR) and Esteban López Marinaro (AR)

- 5 min Welcome and Session Objectives
Roxana Mehran (USA)
- 7 min How to identify a good mentor along the way
Lucrecia Burgos (AR)
- 7 min Choose your own path. How to advance in the middle of the IC jungle
Antonieta Albanez (BR)
- 7 min Outstanding mentors in the region: what they had in common
Sanali Paiva (BR)
- 7 min Talent directory: why it is important to network
Roxana Mehran (USA)
- 7 min MIL Survey: Progress and challenges in the region
Giuliana Corna (AR)
- 15 min General Discussion
- 5 min Wrap up and key learning points
José Leiva Pons (MX)

PACÍFICO ROOM – MAIN ARENA

9:00 a.m. to 10:30 a.m.

INNOVATION – JOINT SESSION SOLACI CACI@ICI Joint Session

Objectives:

To explore innovations in interventional cardiology, focusing on advancements in the field, strategies for physicians to foster innovation.

Chairpersons: Darío Echeverri (CO) and Aníbal Damonte (AR)

Panelists: Marco Wainstein (BR), David Vetcher (AR), Marcelo Cardone (AR), Micheli Galon (BR) and Sanali Paiva (BR)

- 5 min Welcome and Session Objectives
Aníbal Damonte (AR)

AUGUST



**SOLACI
CACI'24**

ARGENTINA

**BUENOS AIRES HILTON
BUENOS AIRES, ARGENTINA**



XXXIX ANNUAL CONGRESS OF LATIN AMERICAN SOCIETY
OF INTERVENTIONAL CARDIOLOGY

XXXIV NATIONAL ANNUAL CONGRESS OF THE ARGENTINE COLLEGE
OF INTERVENTIONAL CARDIOANGIOLOGY

- 15 min Innovation from ICI
Chaim Lotan (ISR) Live streaming
- 5 min Discussion
- 10 min How a Physician Becomes an Innovator
Marco Wainstein (BR)
- 5 min Discussion
- 10 min Innovation in Heart Failure
Chaim Lotan (ISR) Live streaming
- 5 min Discussion
- 20 min CCTA. Will Cineangiography Disappear in the Photon-Counting CT era?
Patrick Serruys (IRL)
- 5 min Discussion
- 10 min Key learning points
Darío Echeverri (CO)

ATLÁNTICO ROOM A

9:00 a.m. to 10:30 a.m.

CLINICAL CASES – JOINT SESSION SOLACI CACI@CRM Interesting Cases

Objectives:

To discuss different challenging clinical cases among LATAM interventional cardiologists.

Chairpersons: Leandro Lasave (AR) and Alfredo Rodríguez (AR)

Panelists: Matías Rodríguez Granillo (AR), Juan Arellano (AR), Antonio Pocoví (AR), María Rosa Aymat (AR) and Corina Biagioni (AR)

- 5 min Welcome and Session Objectives
Alfredo Rodríguez (ARG)
- 7 min Coronary stent positioning under live IVUS guidance in low contrast severe calcification and complex percutaneous coronary interventions (7497)
Víctor Manuel Rueda Ocampo (BR)
- 5 min Discussion
- 7 min Left Main Coronary Angioplasty for Extrinsic Compression by the Pulmonary Artery, a Challenging Case in a Patient with Pulmonary Hypertension (7479)
Rodrigo Erick Hornez Quiroga (BR)
- 5 min Discussion
- 7 min High implantation of TAVI: The risk of post-dilation (5966)
María Agustina Sansevero (AR)
- 5 min Discussion

AUGUST



**SOLACI
CACI`24**

ARGENTINA

BUENOS AIRES HILTON
BUENOS AIRES, ARGENTINA



XXXIX ANNUAL CONGRESS OF LATIN AMERICAN SOCIETY
OF INTERVENTIONAL CARDIOLOGY

XXXIV NATIONAL ANNUAL CONGRESS OF THE ARGENTINE COLLEGE
OF INTERVENTIONAL CARDIOANGIOLOGY

- 7 min Acute myocardial infarction during TAVR due to suspected coronary embolization (5942)
Juan Ignacio Damonte (AR)
- 5 min Discussion
- 7 min Multivessel disease in ST-segment elevation myocardial infarction: optical coherence tomography and fractional flow reserve guided complete revascularization (6194)
Giuliana Corna (AR)
- 5 min Discussion
- 7 min First experience in Mexico with the flowtriever 24 thrombo aspiration system in a patient with high-risk massive pulmonary embolism (7352)
Alberto Falcon (MX)
- 5 min Discussion
- 10 min Clinical Cases Contest Award Ceremony
Leandro Lasave (AR)

ATLÁNTICO ROOM B

9:00 a.m. to 10:30 a.m.

STRUCTURAL HEART DISEASE

Cardiology Dilemmas Related to Aortic Stenosis: Waiting or Intervening

Objectives:

To address key management issues in aortic stenosis, focusing on the role of imaging in moderate cases, strategies for risk stratification in myocardial injury, and decision-making challenges regarding intervention timing

Chairpersons: Flavio Ribichini (IT) and Daniel Berrocal (AR)

Panelists: José Álvarez (AR), Alejandro Barrero (MX), Ricardo Lluberas (UY), Pabla Cataldo (CHL), Fernanda Mangione (BR), Beatriz Azpúrua (VE), Javier Woscoboinik (AR) and Ignacio Bluro (AR)

- 5 min Welcome and Session Objectives
Flavio Ribichini (IT)
- 10 min Clinical Case: Moderate Aortic Stenosis with Low Gradient, Ventricular Impairment, and No Coronary Lesions; High Calcium Score, Borderline ProBNP
Guido Chiabrando (AR)
- 5 min Discussion
- 7 min Decisive Imaging in Moderate Aortic Stenosis: Where Should the Focus Be?
Mariano Falconi (AR)
- 5 min Discussion
- 7 min Risk Stratification for Myocardial Injury
Florencia Parcerisa (AR)
- 5 min Discussion

AUGUST



7 min	Patient with Moderate Aortic Stenosis: To Intervene or Not to Intervene. <i>Nicolas Van Mieghem (NL)</i>
5 min	Discussion
7 min	Asymptomatic Severe Aortic Stenosis. When to Intervene <i>Pablo Oberti (AR)</i>
5 min	Discussion.
7 min	Clinical Case outcomes <i>Guido Chiabrando (AR)</i>
15 min	Key learning message and panel discussion <i>Daniel Berrocal (AR)</i>

BUEN AYRE ROOM A

9:00 a.m. to 10:30 a.m.

IMAGING

Endovascular Imaging in Female Patients: What Should We Keep in Mind and/or Look for?

Objectives:

- 1) To explore different tools to manage MINOCA in female patients
- 2) Discuss about the importance of intravascular imaging in MINOCA

Chairpersons: Rubén Piraino (AR) and Alejandro Fernández (AR)

Panelists: Pablo Pollono (AR), Cecilia Britton Robles (MX), Maira Altamirano (AR) and Daniel Lerga Almenzar (AR)

5 min	Welcome and Session Objectives <i>Rubén Piraino (AR)</i>
10 min	Underlying MINOCA Mechanisms and Diagnostic Tools <i>Martine Gilard (FR)</i>
5 min	Discussion
10 min	Plaque Erosion/Rupture and Intracoronary Imaging <i>Cristian Garmendia (AR)</i>
5 min	Discussion
10 min	SCAD and Intracoronary Imaging <i>Costantino Costantini (BR)</i>
5 min	Discussion
10 min	Coronary Spasm and Acetylcholine Test <i>Vanessa Flores (PY)</i>
5 min	Discussion

- 10 min MINOCA and Patient-Specific Treatment
Mayara Viana (BR)
- 5 min Discussion
- 10 min Key learning points
Alejandro Fernández (AR)

BUEN AYRE ROOM C

9:00 a.m. to 10:30 a.m.

STRUCTURAL HEART DISEASE

TAVI Durability: A New Frontier for New Devices

Objectives:

To discuss critical considerations regarding TAVI durability

Chairpersons: Matías Szejfman (AR) and Hugo Londero (AR)

Panelists: Eduardo Pessoa de Melo (BR), Clarissa Dall'Orto (BR), Ignacio Seropian (AR), Augusto Pichard (USA) and Marcelo Menéndez (AR)

- 10 min Welcome and Session Objectives
Hugo Londero (AR)
- 15 min TAVR first prosthesis choice: what factors to consider
Ignacio Amat Santos (SP)
- 7 min Discussion
- 15 min TAVR durability: Is the current data enough?
José Armando Mangione (BR)
- 7 min Discussion
- 15 min Considerations in TAVI in TAVI procedures
Marcelo Menendez (AR)
- 7 min Discussion
- 15 min General discussion and closing remarks
Matías Szejfman (AR)

10:30 a. m. to 10:40 a. m.

BREAK

AUGUST



**SOLACI
CACI`24**
ARGENTINA

BUENOS AIRES HILTON
BUENOS AIRES, ARGENTINA



XXXIX ANNUAL CONGRESS OF LATIN AMERICAN SOCIETY
OF INTERVENTIONAL CARDIOLOGY

XXXIV NATIONAL ANNUAL CONGRESS OF THE ARGENTINE COLLEGE
OF INTERVENTIONAL CARDIOANGIOLOGY

PACÍFICO ROOM – MAIN ARENA

10:40 a.m. to 12:00 p.m.

STRUCTURAL HEART DISEASE – LIVE CASE

Meril Live Case from Milstein. Myvalve

Chairpersons: Diego Grinfeld (AR) and Jose María Hernández (SP)

Panelists: José María Hernández (SP), Jorge Baccaro (AR), Fausto Feres (BR), José Mangione (BR), Deborah Nercolini (BR), Antonieta Albanez (BR), Esteban Leguizamo (AR) and Jorge Cortés Lawrenz (MX)

5 min	Introduction and Session Objectives <i>Diego Grinfeld (AR)</i>
40 min	LIVE CASE <i>Miguel Payaslian (AR)</i>
15 min	Discussion
15	Live in a Box Case <i>Diego Grinfeld (AR)</i>
5	Takeaway Message <i>José María Hernández (SP)</i>

ATLÁNTICO ROOM A

10:40 a.m. to 12:00 p.m.

CORONARY HEART DISEASE – JOINT SESSION

SOLACI-CACI-LATAMBif@EBC Joint Session (PART II) Coronary Bifurcations, Occluded Left Main Coronary Artery. Remaining Challenges

Objectives:

To discuss about the actual therapeutic approach and technical challenges in bifurcation and LMCA treatment

Chairpersons: Goran Stankovic (SER) and Alfredo Rodríguez (AR)

Panelists: Clarissa Dall'Orto (BR), Mauricio Zuñiga (CO), Alejandro Ricalde (MX), Neisser Morales (MX) and Francisco Elías Canllo (AR)

3 min	Welcome and Session Objectives <i>Goran Stankovic (SER)</i>
10 min	Image guidance in main left bifurcations PCI <i>Héctor García García (USA)</i>
3 min	Discussion

AUGUST



**SOLACI
CACI`24**

ARGENTINA

BUENOS AIRES HILTON
BUENOS AIRES, ARGENTINA



XXXIX ANNUAL CONGRESS OF LATIN AMERICAN SOCIETY
OF INTERVENTIONAL CARDIOLOGY

XXXIV NATIONAL ANNUAL CONGRESS OF THE ARGENTINE COLLEGE
OF INTERVENTIONAL CARDIOANGIOLOGY

10 min	Calcified lesions <i>Alfredo Rodríguez (AR)</i>
3 min	Discussion
10 min	CT Scan in planning and performing complex bifurcations PCI <i>Carlos Uribe (CO)</i>
3 min	Discussion
10 min	Drug coated balloon in bifurcation PCI <i>Flavio Ribichini (IT)</i>
3 min	Discussion
10 min	Learning clinical case <i>Alejandro Ricalde (MX)</i>
15 min	Discussion and Wrap up <i>Alfredo Rodríguez (AR)</i>

ATLÁNTICO ROOM B

10:40 a.m. to 12:00 p.m.

STRUCTURAL HEART DISEASE – JOINT SESSION SOLACI-CACI@ Miami Valves Session

Objectives:

To investigate advanced techniques in the structural field

Chairpersons: Mario Araya (CHL) and Fernanda Mangione (BR)

Panelists: Ricardo Costa (BR), Jorge Mayol (UY), Pabla Cataldo (CHL) Arturo Fernández Murga (AR) and Pablo Lamelas (AR)

12 min	Welcome and Session Objectives <i>Mario Araya (CHL)</i>
8 min	Managing Leak After Appendage Closure <i>Mauricio Cohen (USA)</i>
4 min	Discussion
8 min	TAVR in Pure Aortic Regurgitation <i>Antonio Dager (CO)</i>
4 min	Discussion
8 min	Mitral valve-in-valve: the new gold standard <i>Marcio Montenegro (BR)</i>
4 min	Discussion
8 min	TAVI in a Young Patient and Lifetime Management <i>Darío Echeverri (CO)</i>
4 min	Discussion

AUGUST

20 min General discussion and closing remarks
Fernanda Mangione (BR)

BUEN AYRE ROOM A

10:40 a.m. to 12:00 p.m.

CORONARY HEART DISEASE

Contemporary Management of INOCA Patients: Practical Guidelines

Objectives:

To delve into the complexities of INOCA, exploring its prevalence and causative factors, diagnostic algorithms, invasive physiological assessments and personalized management strategies

Chairpersons: Claudio Higa (AR) and José Álvarez (AR)

Panelists: Mirza Rivero (AR), Micheli Galon (BR), Bibiana Rubilar (AR), Juan Manuel Ponce (AR), César Federico Vigo (IT) and Ignacio Rifourcart (AR)

- 5 min Welcome and Session Objectives
José Álvarez (AR)
- 10 min INOCA Prevalence and Causes: Between Epicardial and Microvascular Factors
Sanali Paiva (BR)
- 5 min Discussion
- 10 min Invasive Physiological Assessment of Coronary Disease (FFR and iFR)
Christian Dauvergne (CHL)
- 5 min Discussion
- 10 min Functional Coronary Angiography for the Assessment of Epicardial Vessels and Microcirculation
José Álvarez (AR)
- 5 min Discussion
- 10 min Endotype-Based INOCA Management
Roxana Mehran (USA)
- 5 min Discussion
- 15 min General discussion and key Learning points
Claudio Higa (AR)



**SOLACI
CACI`24**

ARGENTINA

BUENOS AIRES HILTON
BUENOS AIRES, ARGENTINA



XXXIX ANNUAL CONGRESS OF LATIN AMERICAN SOCIETY
OF INTERVENTIONAL CARDIOLOGY

XXXIV NATIONAL ANNUAL CONGRESS OF THE ARGENTINE COLLEGE
OF INTERVENTIONAL CARDIOANGIOLOGY

BUEN AYRE ROOM C

10:40 a.m. to 12:00 p.m.

IMAGING

A B C of images in the hemodynamics room. Images for cardiologists

Objectives:

To analyze the basic concepts of intravascular imaging and cardiovascular imaging

Chairpersons: Jorge Sandoval (CHL) and Leandro Lasave (AR)

Panelists: Alejandro Fernández (AR), Lorena Villalba (PY), Bertha Gonzales (PE), Cristian Garmendia (AR), Guido Chiabrando (AR) and Horacio Medina de Chazal (CAN/CHL)

- | | |
|--------|---|
| 5 min | Opening and session objectives
<i>Jorge Sandoval (CHL)</i> |
| 7 min | The ABC of OCT, dissecting the images
<i>Matías Arévalo (AR)</i> |
| 5 min | Discussion |
| 7 min | The ABC of IVUS, dissecting the images
<i>Fernando Pineda (CHL)</i> |
| 5 min | Discussion |
| 7 min | Role of TEE in the hemodynamics room: What do hemodynamicists need from sonographers?
<i>Jenny Placido Disla (USA)</i> |
| 5 min | Discussion |
| 7 min | The ABC of coronary angiotomography: from images to clinical decision making
<i>Pablo Pollono (AR)</i> |
| 5 min | Discussion |
| 7 min | What is the role of cardiac resonance in the evaluation of pre-intervention patients in the catheterization room?
<i>Jenny Placido Disla (USA)</i> |
| 5 min | Discussion |
| 10 min | Key learning points
<i>Leandro Lasave (AR)</i> |

12:00 p. m. to 12:10 p.m.

BREAK

AUGUST



**SOLACI
CACI`24**

ARGENTINA

**BUENOS AIRES HILTON
BUENOS AIRES, ARGENTINA**



XXXIX ANNUAL CONGRESS OF LATIN AMERICAN SOCIETY
OF INTERVENTIONAL CARDIOLOGY

XXXIV NATIONAL ANNUAL CONGRESS OF THE ARGENTINE COLLEGE
OF INTERVENTIONAL CARDIOANGIOLOGY

PACÍFICO ROOM – MAIN ARENA

12:10 p.m. to 1:40 p.m.

LUNCH SYMPOSIUM – VENUS

PVR in young adults. Venus P valve collaborative experience

Chairpersons: Ziyad Hijazi (QAT) and Oscar Mendiz (AR)

Panelists: Luis Cressa (VE), Jorge Sandoval (CHL), Omar Santaera (AR), Daniel Springmuller (CHL) and Victorio Lucini (AR)

- 40 min VenusP Valve Live Case. Transmission from ICBA (Instituto Cardiovascular Buenos Aires)
Pablo Spalettra / Marcelo Rivarola / Proctor: Ziyad Hijazi
- 10 min Pulmonary valve disorders: When to Act
Amalia Elizari (AR)
- 10 min How to Select the patient .The role of imaging
Phuoc Duong (UK)
- 10 min The Changing Landscape of Venus P Indications: Current Evidence
Daniel Springmuller (CHL)
- 10 min Choosing Venus-P: Why It's My First Choice
Francisco Garay (CHL)
- 10 min Venus A Pro Presentation
Luis Cressa (VE)

ATLÁNTICO ROOM B

12:10 p.m. to 1:40 p.m.

ABSTRACTS AND CASES PRESENTATIONS

Abstracts and Clinical Cases: Oral Presentation (Miscellaneous)

Cases: Oral Presentation (Peripheral #2)

Chairpersons: Bibiana Manavella (AR) and Lorena Villagra (AR)

Panelists: Diego Guzzanti (AR), Pablo Spalettra (AR), Fernando Cohen (AR) and Carlos Fava (AR)

- 3 min Welcome and session objectives
Bibiana Manavella (AR)
- 7 min Angioplastia post TAVI, un verdadero reto (6041)
Alex Montes de Oca (EC)
- 5 min Discussion
- 7 min Predictable variables related to urgent angioplasty success in patients presented with ST
elevation myocardial infarction (7480)
Mercedes Quiroga (AR)
- 5 min Discussion

AUGUST



**SOLACI
CACI'24**
ARGENTINA

**BUENOS AIRES HILTON
BUENOS AIRES, ARGENTINA**



XXXIX ANNUAL CONGRESS OF LATIN AMERICAN SOCIETY
OF INTERVENTIONAL CARDIOLOGY

XXXIV NATIONAL ANNUAL CONGRESS OF THE ARGENTINE COLLEGE
OF INTERVENTIONAL CARDIOANGIOLOGY

- 7 min Efecto de los factores morfológicos de la válvula aórtica bicúspide y de la raíz aórtica sobre el éxito y complicaciones inmediatas de tavi en pacientes con estenosis aórtica severa (6156)
Bayardo Antonio Ordóñez Salazar (MX)
- 5 min Discussion
- 7 min Mi peor pesadilla: 'Tres no son Multitud' (7273)
Nina Calisaya Jhonatan Jhimmy (PE)
- 5 min Discussion
- 7 min Fístula Aorto Auricular. Tratamiento percutáneo Complicaciones y resolución de un caso (7261)
Jorge Gómez (AR)
- 5 min Discussion
- 7 min Tratamiento de la arteria hipogástrica en el implante de la endoprótesis de aorta abdominal: evolución a 30 días y seguimiento a mediano plazo (7318)
Juan Manuel Pérez (AR)
- 5 min Discussion
- 3 min Closing remarks
Lorena Villagra (AR)

ATLÁNTICO ROOM C

12:10 p.m. to 1:40 p.m.

ABSTRACTS AND CASES PRESENTATIONS

Abstracts and Clinical Cases: Oral Presentation (Peripheral 2)

Chairpersons: Pedro Zangroniz (AR) and Carlos Alberto Rojas Matas (AR)

Panelist: Martín Najenson (AR) and Carlos Soledispa Suárez (EC)

- 3 min Welcome and session objectives
Pedro Zangroniz (AR)
- 7 min Efectividad del balón liberador de Paclitaxel en el tratamiento de lesiones femoro-popliteas (5985)
Carlos Federico Giachello (AR)
- 3 min Discussion
- 7 min Early experience of balloon Pulmonary angioplasty for chronic thromboembolic pulmonary hypertension (6003)
Sebastián Piñel (AR)
- 3 min Discussion
- 7 min Tratamiento endovascular en paciente con tromboembolismo de pulmón riesgo intermedio alto: tromboaspiración con dispositivo dedicado (6021)
Camila Belén Gallardo García Freire (AR)
- 3 min Discussion

AUGUST

- 7 min Tratamiento endovascular en pacientes con hemorragia renal (6110)
Luis Villalta Marcoff (AR)
- 3 min Discussion
- 7 min Reduction of left ventricular mass after renal denervation (7219)
María Antonieta Albanez Lopes (BR)
- 3 min Discussion
- 7 min Early results of pulmonary vein angioplasty for stenosis after atrial fibrillation ablation
(7384)
Sebastián Piñel (AR)
- 3 min Discussion
- 7 min Interrupción aórtica y su resolución por hemodinamia (7485)
Joaquín Cedeño Muñoz (AR)
- 3 min Discussion
- 7 min Alta precoz en la angioplastia periférica en centros de Latinoamérica (7255)
Enzo Moreschi Aquino (AR)
- 3 min Discussion
- 3 min Closing remarks
Carlos Alberto Rojas Matas (AR)

BUEN AYRE ROOM A

12:10 p.m. to 1:40 p.m.

LUNCH SYMPOSIUM - PHILIPS

The tale of a transition from coronary to congenital structural. Clinical cases and multi-image

Panelists: Fernando Cura (AR), Aníbal Damonte (AR), Alejandro Fernández (AR), Alejandro Peirone (AR) and Juan Arellano (AR)

The tale of a transition from coronary to congenital structural. Clinical cases and multi-image
Andrés Fantuzzi Selle (CHL)

1:40 p. m. to 1:50 p.m.

BREAK

AUGUST



**SOLACI
CACI`24**

ARGENTINA

BUENOS AIRES HILTON
BUENOS AIRES, ARGENTINA



XXXIX ANNUAL CONGRESS OF LATIN AMERICAN SOCIETY
OF INTERVENTIONAL CARDIOLOGY

XXXIV NATIONAL ANNUAL CONGRESS OF THE ARGENTINE COLLEGE
OF INTERVENTIONAL CARDIOANGIOLOGY

PACÍFICO ROOM – MAIN ARENA

1:50 p.m. to 3:00 p.m.

STRUCTURAL HEART DISEASE – LIVE CASE

Live Case from ICBA. Lifetech

Chairpersons: Aníbal Damonte (AR) and Diego Grinfeld (AR)

Panelists: Matías Szejfman (AR), Mario Araya (CHL), Flavio Ribichini (IT), Deborah Nercolini (BR) and Fernando Cohen (AR)

5 min	Welcome and session objectives <i>Aníbal Damonte (AR)</i>
15 min	New Frontiers for TAVR <i>Martin Leon (USA)</i>
5 min	Discussion
40 min	Live Case <i>Pablo Spaetra (AR)</i>
5 min	Pannel Discussion
5 min	Discussion & Takeaway Messages <i>Diego Grinfeld (AR)</i>

ATLÁNTICO ROOM A

1:50 p.m. to 3:00 p.m.

CORONARY HEART DISEASE

Calcified lesions: how to treat with different tools

Objetives:

To explore advanced strategies and technologies in the management of calcified coronary lesions

Chairpersons: Juan José Fernández (AR) and Marco Wainstein (BR)

Panelists: Marcelo Bettinotti (AR), Amalia Descalzo (AR), Noelia Saaby (AR), Jorge Leguizamón (AR), Cristian Rodríguez (AR), Jorge A. Carminatti (AR), Daniela Coria (AR) and Alejandro Álvarez lorio (AR)

4 min	Welcome and Session Objectives <i>Marco Wainstein (BR)</i>
7 min	Atherectomy Debulking of Calcified Left Main Coronary Lesions: Strategies and Technologies (Rotablator) <i>Jorge Sandoval (CHL)</i>
5 min	Discussion
7 min	Accurate Patient Selection for Intravascular Lithotripsy in 2024 <i>Marco Wainstein (BR)</i>

AUGUST



- 5 min Discussion
- 15 min Live in a Box Case. SHOCKWAVE (SIPROTEC)
Lucio Padilla (AR)
- 5 min Discussion
- 10 min Complications of percutaneous coronary interventions in calcified lesions: causes, recognition, management, and how to avoid
Prathap Kumar (IND)
- 5 min Discussion
- 5 min Key learning points
Juan José Fernández (AR)

ATLÁNTICO ROOM B

1:50 p.m. to 3:00 p.m.

STRUCTURAL HEART DISEASE – LEARNING SESSION

TAVI for beginners: Starting with the Basics

Objetives:

To provide an introductory overview of TAVI, focusing on essential topics and key points for success

Chairpersons: Ignacio Amat Santos (SP) and Ricardo Costa (BR)

Panelists: Jorge Baccaro (AR), Antonio Dager (CO), Pedro Villablanca (USA), Carlos Fernández Pereira (AR), Mariana Correa (AR); Alejandro Goldsmit (AR)

- 5 min Welcome and Session Objectives
Ricardo Costa (BR)
- 7 min Accesses
Fernando Cura (AR)
- 5 min Discussion
- 7 min Imaging for TAVI
Verónica González (AR)
- 5 min Discussion
- 7 min Self-Expanding TAVI
Ignacio Amat Santos (SP)
- 5 min Discussion
- 7 min Balloon-Expandable TAVI
Helene Eltchalinoff (FR)
- 5 min Discussion
- 7 min Assessing Outcomes: Leak, Gradients, Electrical Conduction Disorders
Pablo Lamelas (AR)
- 5 min Discussion

AUGUST



**SOLACI
CACI`24**

ARGENTINA

BUENOS AIRES HILTON
BUENOS AIRES, ARGENTINA



XXXIX ANNUAL CONGRESS OF LATIN AMERICAN SOCIETY
OF INTERVENTIONAL CARDIOLOGY

XXXIV NATIONAL ANNUAL CONGRESS OF THE ARGENTINE COLLEGE
OF INTERVENTIONAL CARDIOANGIOLOGY

5 min Key learning message
Ignacio Amat Santos (SP)

BUEN AYRE ROOM A

1:50 p.m. to 3:00 p.m.

MISCELLANEOUS – JOINT SESSION

Best of the Best in SOLACI-CACI-ProEducar@Minerva Journal Abstracts

Objectives:

To discuss original abstracts among LATAM interventional cardiologists

Chairpersons: Ignacio Seropian (AR) and Leandro Lasave (AR)

Panelists: Marcelo Halac (AR), Expedito Ribeiro (BR), Alejandro Peirone (AR), Ana Mollon (AR), Sali Paiva (BR), Antonieta Albanez (BR), Diego Guzzanti (AR) and Horacio Medina de Chazal (CAN/CHL)

- 5 min Opening session and objectives
Ignacio Seropian (AR)
- 10 min Cocaine and Acute ST-Elevation Myocardial Infarction. Prevalence, Characteristics, and In-Hospital Mortality (5912)
Pedro Zangroniz (AR)
- 5 min Discussion
- 10 min Spontaneous Coronary Dissection. Case Series, Prognostic and Therapeutic Implications (6051)
Juan Pablo Lerner (AR)
- 5 min Discussion
- 10 min Sex-based differences in patients with TAVR in a university hospital from Argentina (6198)
Giuliana Corna (AR)
- 5 min Discussion
- 10 min Observed to expected 30-day mortality for transcatheter aortic valve replacement at two tertiary centers in Uruguay (7288)
Sebastián Lluberas (UY)
- 5 min Discussion
- 5 min Closing remarks
Leandro Lasave (AR)

AUGUST



**SOLACI
CACI'24**

ARGENTINA

BUENOS AIRES HILTON
BUENOS AIRES, ARGENTINA



XXXIX ANNUAL CONGRESS OF LATIN AMERICAN SOCIETY
OF INTERVENTIONAL CARDIOLOGY

XXXIV NATIONAL ANNUAL CONGRESS OF THE ARGENTINE COLLEGE
OF INTERVENTIONAL CARDIOLOGY

BUEN AYRE ROOM C

1:50 p.m. to 3:00 p.m.

ProEducar – LEARNING SESSION

MODULE 5: ProEducar Fellows Course @ Sessions: Learning from LATAM. “A case, A lesson”

Objetives:

To analyze key points of different case presentations from different areas of interventional cardiology in LATAM

Chairpersons: Gabriel Maluenda (CHL) and Alfaro Marchena Noriega (PAN)

Panelists: Víctor Aldana (CO), Valentín del Río (PR), Francisco Somoza (HND), Marcio Montenegro (BR), Ricardo Coloma (PE), Luis Urna (BO), Moisés Rivera (SLV) and Nelson Rodríguez (GUA)

- 5 min Welcome and Session Objectives
Gabriel Maluenda (CHL)
- 15 min Live in a Box Case. Acute Intermediate-High Risk PE – A non-thrombolytic approach to intervention (INARI)
Christopher Huff (USA)
- 7 min TAVI Case from Venezuela
Andrea Robaina (VE)
- 5 min Discussion
Víctor Aldana (CO), Valentín Del Río (PR)
- 7 min Coronary Case from Paraguay
Vanessa Flores (PY)
- 5 min Discussion
Francisco Somoza Alvarenga (HND)
- 7 min Valve in Valve case from Uruguay
Ignacio Batista (UY)
- 5 min Discussion
Marcio Montenegro (BR), Ricardo Coloma (PE)
- 7 min Structural (nonTAVI) Case from Ecuador
Rafael Portaluppi (EC)
- 5 min Discussion
Luis Urna (BO)
- 3 min Key learning points
Alfaro Marchena Noriega (PAN)

3:00 p. m. to 3:10 p.m.

BREAK

AUGUST

PACÍFICO ROOM – MAIN ARENA

3:10 p.m. to 4:10 p.m.

CLOSING CEREMONY

- 10 min Wrap up SOLACI CACI 2024
Diego Grinfeld (AR), Carla Agatiello (AR) & Federico Correa (AR)
- 10 min Call for Science Outstanding Works Awards
Carla Agatiello (AR)
- 5 min Invitation to Jornadas SOLACI
Marcio Montenegro (BR)
- 5 min Presentation SOLACI SOCIME 2025
Guering Eid Lidt (MX), Jorge Cortés Lawrenz (MX) & Armando Juárez Valdés (MX)
- 5 min Closing remarks
Mario Araya (CHL) & Ricardo Costa (BR)

HANDS ON ROOM 1 & 2
AUGUST 7, 8 AND 9
9:00 a.m. to 6:00 p.m.

Sponsored by Boston Scientific

Step by step for a successful CT analysis for TAVR powered by 3Mensio (Piemedical)
Consideraciones Anatomicas para implante de Valvula Aortica Percutanea
Precisionist - IVUS and Physiology Workshop
Terapia con ultrasonido EKOS: Un nuevo enfoque para la Tromboembolia Pulmonar
AVVIGO+: Visión de vanguardia para una intervención cardiovascular precisa
SENTINEL: Una nueva era de seguridad en TAVR
WATCHMAN FLX: El Futuro en cierre de orejuela izquierda
ROTAPRO: Abriendo Caminos hacia el corazón

HANDS ON ROOM 3
AUGUST 8

Together we simplify complexity - Sponsored by Teleflex Latin America

Don't miss out on our upcoming hands-on session, where our team will present how we combine innovation and engineering to offer a unique portfolio that improves the physician experience and patient outcomes.

Engineering solutions for anatomical challenges. Coronary Interventional hands-on session featuring:

- Guideliner™ V3
- Microcatheters

Option 1 - 9:00 to 10:00 a.m.

Option 2 - 10:00 to 11:00 a.m.

Insights on deploying and evaluating the device, real-life experiences, and perspectives on large bore closure:


- MANTA™ Vascular Closure Device

Option 1 - 2:00 to 3:00 p.m.

Option 2 - 3:00 to 4:00 p.m.

HANDS ON ROOM 5
AUGUST 7, 8 AND 9

Sponsored by Inari



09:00 a.m. to 10:30 a.m.

Avances y Desafíos en Procedimientos Periféricos

Presidente: Alejandro Incarbone (AR)

Coordinador: Jefferson Quiñones (CO)

- | | |
|--------|--|
| 5 min | Palabras de Bienvenida
<i>Federico Correa (AR)</i> |
| 5 min | Presentación
<i>Alejandro Incarbone (AR)</i> |
| 15 min | Desafíos y abordaje en el tratamiento endovascular de la arteriopatía periférica
<i>Carla Barros (AR)</i> |
| 15 min | Avances y aplicaciones para procedimientos vasculares periféricos
<i>Rodrigo Souza (BR)</i> |
| 15 min | Tromboendarterectomia Pulmonar percutánea con dispositivo de aspiración mecánica
<i>Luis Alvarado (DOM)</i> |
| 15 min | Tratamiento de la insuficiencia venosa de miembros inferiores con radiofrecuencia
<i>Clara Londoño (CO)</i> |
| 15 min | Litotricia de pulsos en lesiones calcificadas complejas
<i>Jonathan López Rubio (MX)</i> |
| 10 min | Preguntas
<i>Jefferson Quiñones (CO)</i> |

10:40 a.m. to 12:00 p.m.

Intervencionismo de Precisión Coronaria

Presidente: Claudio Rodríguez (AR)

Coordinador: Mara Vázquez (BO)

- | | |
|--------|--|
| 5 min | Presentación
<i>Claudio Rodríguez (AR)</i> |
| 15 min | Corazón a Primera Vista
<i>Daniela Guerra Zuñiga (CHL)</i> |
| 15 min | Enfermería de Vanguardia en el Paciente Coronario
<i>Daniela Segovia (VE)</i> |
| 15 min | Tratamiento Coronario Complejo de Lesión Calcificada con Balón de Corte
<i>Katerine Angélica Ruiz Martínez (MX)</i> |
| 15 min | Revolución en tratamiento de lesiones calcificadas, litotricia Coronaria
<i>Francisco Vergara (CHL)</i> |
| 10 min | Preguntas |



Mara Vázquez (BO)

1:50 p.m. to 3:00 p.m.

Potenciando los Estudios Complementarios

Presidente: Mauro Intorre (AR)

Coordinador: Eduardo Arias Herrera (CR)

- | | |
|--------|--|
| 15 min | Presentación
<i>Mauro Intorre (AR)</i> |
| 15 min | Beneficios de la Resonancia Magnética Cardiovascular
<i>Analía Bentancor (UY)</i> |
| 15 min | Importancia de la corrección de atenuación en SPECT cardíaco
<i>Maximiliano Romero (AR)</i> |
| 15 min | Ecocardiografía en patologías residuales post TAVI
<i>Sandra Patricia Alba (CO)</i> |
| 15 min | Preguntas
<i>Eduardo Arias Herrera (CR)</i> |

3:10 p.m. to 4:30 p.m.

El Gold Standard en Estructural

Presidente: Karolina de Mattos (UY)

Coordinador: Fabián Monforte (AR)

- | | |
|--------|--|
| 5 min | Presentación
<i>Karolina de Mattos (UY)</i> |
| 15 min | Tratamiento en Oclusión de FOV
<i>Marcela Viana (BR)</i> |
| 15 min | Avances y desafíos en el implante de Válvula Pulmonar
<i>Mathías Bacas (AR)</i> |
| 15 min | Rol del equipo paramédico en el procedimiento TAVI
<i>Diego Rodríguez (AR)</i> |
| 15 min | Simulador y Nuevos Dispositivos en Cierre de Orejuela
<i>Ender Sarmiento (EC)</i> |
| 15 min | Asistencia de Enfermería durante el procedimiento de Mitraclip.
<i>Juliana Miranda (BR)</i> |
| 10 min | Preguntas
<i>Fabián Monforte (AR)</i> |

4:40 p.m. to 6:00 p.m.

Patologías Poco Frecuentes

Presidente: Martha Arias López (CO)

Coordinador: Luis Alvarado (RD)

- | | |
|--------|--|
| 5 min | Presentación
<i>Martha Arias López (CO)</i> |
| 15 min | Asistencia en Seguridad al Paciente con Patología Infecciosa.
<i>Paola Fontal (COL)</i> |
| 15 min | Tratamiento Percutáneo en Coartación de Aorta
<i>César Sebastián Villarreal (ARG)</i> |
| 15 min | Material Innovador en Tratamiento de Patologías Raras
<i>Fredy Vallejos (MX)</i> |
| 15 min | Desafíos del abordaje Radial y Femoral
<i>Omar Valderrama Luna (VE)</i> |
| 15 min | Preguntas
<i>Luis Alvarado (RD)</i> |

8:00 a.m. to 9:00 a.m.

Liderazgo, Jerarquizando la Profesión

Presidente: Mónica Caballero (PE)

Coordinador: Ariel Carrizo (AR)

- | | |
|--------|---|
| 5 min | Presentación
<i>Mónica Caballero (PE)</i> |
| 15 min | La fortaleza invisible del liderazgo: Power Skills
<i>Mariela Cabezas (AR)</i> |
| 15 min | Cambiando el juego: ascenso profesional desde roles asistenciales
<i>Eugenia Arellano (AR)</i> |
| 15 min | Liderazgo y comunicación en sala de hemodinamia
<i>Yorkis Terrero Acosta (DOM)</i> |
| 15 min | Llevando el liderazgo de enfermera en hemodinamia
<i>Juliana Miranda (BR)</i> |
| 10 min | Preguntas
<i>Ariel Carrizo (AR)</i> |

9:00 a.m. to 10:30 a.m.

Al Ritmo de la Electrofisiología

Presidente: Nicolás Martín (AR)

Coordinador: Robert Domínguez (VE)

- | | |
|--------|---|
| 5 min | Presentación
<i>Nicolás Martín (AR)</i> |
| 15 min | Nuevas tecnologías en electrofisiología invasiva
<i>Nicolás Mangani (AR)</i> |
| 15 min | Vanguardia en arritmias
<i>Jefferson Quiñones (CO)</i> |
| 15 min | Preparación del paciente para procedimiento de ablación
<i>Jimmy Gonzalo Thomas (CR)</i> |
| 15 min | RCP desde la práctica a la sala de hemodinamia
<i>Jessica Montealegre (CO)</i> |
| 10 min | Preguntas
<i>Robert Domínguez (VE)</i> |

8
AUGUST

10:40 a.m. to 12:00 p.m.

Misceláneas y Acciones Emergentes

Presidente: Sergio Ramos (CHL)

Coordinador: Marcela Rodríguez (AR)

- | | |
|--------|--|
| 5 min | Presentación
<i>Sergio Ramos (CHL)</i> |
| 10 min | (Caso clínico) Marcando el paso a la detección y resolución de errores aleatorios
<i>Nicolás Martín (AR)</i> |
| 10 min | Complicaciones en el cath-lab
<i>Denis Ríos (AR)</i> |
| 10 min | (Caso clínico) Cuando las comunicaciones vasculares fallan
<i>Juan Tangarife (CO)</i> |
| 10 min | Materiales para tratamiento óptimo de la oclusión total crónica
<i>Celia Chen (CHN)</i> |
| 7 min | Uso de Técnica de Realce de Stent para definir sub-expansión del stent (7382)
<i>Omar José Valderrama Luna (VE)</i> |
| 7 min | Impactación del stent guiado por angiografía Vs software de mejora del stent digital.
Experiencia de operador único (7398)
<i>Omar José Valderrama Luna (VE)</i> |
| 7 min | Transfemoral TAVI in Porcelain Aorta and Bilateral Aortoiliac Disease. (5977)
<i>José Omar Contreras-Ortiz (MX)</i> |
| 7 min | Experiencia clínica en la aplicación de check list quirúrgico en un pabellón de terapia
endovascular Santiago de Chile (6032)
<i>Hans Fernández (CHL)</i> |
| 10 | Preguntas
<i>Marcela Rodríguez (AR)</i> |

1:50 p.m. to 3:00 p.m.

Radioprotección, Derribando Mitos

Presidente: Patricia Azcurra (AR)

Coordinador: Analía Bentancor (UY)

- | | |
|--------|--|
| 5 min | Presentación
<i>Patricia Azcurra (AR)</i> |
| 15 min | Radioprotección en pediatría para procedimientos cardiointervencionistas
<i>Salomé Capdevila (AR)</i> |

8
AUGUST

- 15 min Seguridad Radiológica en Pacientes y POE intervencionistas
Omar Arias (VE)
- 15 min Radiodermatitis en Hemodinamia
Adriana Cascón (AR)
- 15 min Preguntas
Analia Bentancor (UY)

3:10 p.m. to 4:30 p.m.

Intervencionismo Pediátrico, Cuidando el Futuro

Presidente: Yorkis Terrero (DOM)

Coordinador: Mathías Bacas (AR)

- 5 min Presentación
Yorkis Terrero (DOM)
- 15 min Consenso LATAM de radioprotección en procedimientos cardiointervencionista pediátricos: Proyecto OPRIPALC
Carlos Úbeda (CHL)
- 15 min Angiografía en pacientes pediátricos: innovaciones tecnológicas y desafíos clínicos
Juan Manuel Morales (UY)
- 15 min Radiología intervencionista en tórax pediátricos
Mariela Cabezas (AR)
- 15 min Cierre CIV evaluación y evolución
Giselle Santarelli (AR)
- 15 min Tratamiento de Ductus Arterioso Permeable (caso clínico)
Elizabeth Arregui (PE)
- 10 min Preguntas
Mathías Bacas (AR)

4:40 p.m. to 6:00 p.m.

Educación Continua, Superando Barreras

Presidente: Fernando Orsi (AR)

Coordinador: Exequiel Rojo (AR)

- 5 min Presentación
Fernando Orsi (AR)
- 15 min Desafíos del técnico en análisis de IVUS -OCT
Eduardo Arias Herrera (CR)
- 15 min Rol del técnico en manejo de software de medición y planificación en AO
Mauro Intorre (AR)

8
AUGUST

- 15 min Protocolos liderados por enfermería
Mónica Caballero (PE)
- 15 min Desafíos de enfermería en asistencia ecográfica
Maximiliano Olmedo (AR)
- 15 min Preguntas
Exequiel Rojo (AR)



8
AUGUST

8:00 a.m. to 9:00 a.m.

Mesa Redonda, Experiencia LATAM (Caso editado)

Presidente: Eduardo Arias Herrera (CR)

Coordinador: Karolina de Mattos (UY)

- | | |
|--------|---|
| 5 min | Presentación
<i>Eduardo Arias Herrera (CR)</i> |
| 15 min | Caso clínico coronario
<i>Sandra Alba (CO)</i> |
| 15 min | Discusión
<i>Rodrigo Souza (BR)</i> |
| 15 min | Discusión
<i>Denis Ríos (AR)</i> |
| 15 min | Discusión
<i>Luis Alvarado (DOM)</i> |
| 10 min | Preguntas
<i>Karolina de Mattos (UY)</i> |

9:00 a.m. to 10:30 a.m.

Innovando Nuevos Caminos

Presidente: Elio Lottero (AR)

Coordinador: Omar Valderrama (VE)

- | | |
|--------|---|
| 5 min | Presentación
<i>Elio Lottero (AR)</i> |
| 15 min | Biocompatibilidad y seguridad en implantes
<i>Diego Rodríguez (AR)</i> |
| 15 min | Una mirada diferente en cuidados del paciente
<i>Vivian Vilchez Barboza (CR)</i> |
| 15 min | Intervención de la IA en hemodinamia
<i>Francisco Vergara (CHL)</i> |
| 15 min | Salas Híbridas, elevando el estándar en procedimientos cardíacos
<i>Lidia Lombardo (PAN)</i> |
| 10 min | Preguntas
<i>Omar Valderrama (VE)</i> |

10:40 a.m. to 12:00 p.m.

A la Vanguardia de la Recuperación Exitosa

Presidente: Jony Jara (PY)

Coordinador: Federico Correa (AR)

- | | |
|--------|---|
| 5 min | Presentación
<i>Jony Jara (PY)</i> |
| 15 min | Cuidados anestésicos en casos híbridos
<i>Natalia Ferre (AR)</i> |
| 15 min | Cuidados de enfermería en pacientes insulino dependientes pre-procedimiento
<i>Karolina de Mattos (UY)</i> |
| 15 min | Enfermería de vanguardia en IAM y actualización de consenso Nurse TAVI
<i>Etelvina Ceballos (VE)</i> |
| 15 min | Estrategias avanzadas en optimización del rol paramédico
<i>Jenny Martínez (CO)</i> |
| 15 min | Preguntas
<i>Federico Correa (AR)</i> |

1:50 p.m. to 3:00 p.m.

Intervencionismo sin Contratiempos

Presidente: Paola Fontal (CO)

Coordinador: Lidia Lombardo (PAN)

- | | |
|--------|--|
| 5 min | Presentación
<i>Paola Fontal (CO)</i> |
| 15 min | Explorando la vida útil extendida de los materiales de hemodinamia
<i>Santiago Rodríguez (UY)</i> |
| 15 min | A la vanguardia de las optimizaciones en procedimientos periféricos
<i>Anaía Pérez (AR)</i> |
| 15 min | La radiación ionizante como riesgo de trabajo, experiencia en Argentina
<i>Jorge Oyuela (AR)</i> |
| 15 min | Preguntas
<i>Lidia Lombardo (PAN)</i> |

09:00 a.m. to 10:30 a.m.

Closure of Septal Defects

Chairpersons: Rodrigo Nieckel da Costa (BR) and Diego Antoni (AR)

Panelists: Roberto Mijangos (MX), Renata Mattos (BR), Rolando Gómez (AR) and Yeny Briones (CHL)

2 min	Opening <i>Rodrigo Nieckel da Costa (BR)</i>
7 min	Percutaneous atrial septal defect closure in the elderly <i>Rodrigo Nickel da Costa (BR)</i>
5 min	Discussion
7 min	Interventional Strategy for the Closure of Multiple Muscular Ventricular Septal Defects <i>Juliana Neves (BR)</i>
5 min	Discussion
7 min	Atrial Septal Defect Occlusion in Patients with Pulmonary Hypertension. Fenestrated Devices <i>Daniel Springmuller (CHL)</i>
5 min	Discussion
7 min	ASD Closure in High Altitude. What's Different? <i>Alexandra Heath (BO)</i>
5 min	Discussion
7 min	Are Multifunction Devices (Konar MFO) Equivalent to Dedicated Devices? <i>Jesús Damsky Barbosa (AR)</i>
5 min	Discussion
15 min	Key learning points <i>Diego Antoni (AR)</i>

10:40 a.m. to 12:00 p.m.

Training Interventional Pediatricians: What Do We Need to Improve? VENUS-PVALVE LIVE CASE FROM MEXICO

Chairpersons: Horacio Faella (AR) and José Alonso (AR)

Panelists: Carlos Pedra (BR), Raúl Arrieta (BR), Alejandro Peirone (AR), Marcelo Rivarola (AR) and Victorio Lucini (AR)

2 min	Opening <i>Horacio Faella (AR)</i>
7 min	How Are Pediatric Interventional Cardiologists Trained in the US?

- Darren Berman (USA)*
- 7 min How Are Our Colleagues Trained in Brazil?
Juliana Neves (BR)
- 7 min Women in Our Specialty: Equal Opportunities?
Liliana Ferrín (AR)
- 7 min Required Credentials for an Interventional Cardiologist to Intervene in Adult Congenital Heart
Disease.
Daniel Aguirre (CHL)
- 45 min VENUS LIVE CASE

1:50 p.m. to 3:00 p.m.

SOLACI CACI PEDIATRICS PROEDUCAR Session for Fellows.

How Do I Do it?

Chairpersons: Alberto Sciegata (AR) and Francisco Comas (AR)

Panelists: Liliana Ferrín (AR), Victorio Lucini (AR), Scarlett Sinisterra (PAN) and Serrana Antúnez (UY)

- 2 min Opening
Alberto Sciegata (AR)
- 7 min Stenting the Right Ventricular Outflow Tract in Cyanotic Newborns with Tetralogy of Fallot
Alejandro Peirone (AR)
- 5 min Discussion
- 7 min Pulmonary Valve Implantation with the “Valve-in-Valve” Technique
Carlos Pedra (BR)
- 5 min Discussion
- 7 min Right Ventricular Outflow Tract Assessment in the Cath Lab Before Pulmonary Valve Implantation
Marcelo Rivarola (AR)
- 5 min Discussion
- 7 min Lymphatic Interventions in Dysfunctional Fontan Kreutzer Circuit. Antegrade and Retrograde
Approach to the Lymphatic Duct
Raúl Arrieta (BR)
- 5 min Discussion
- 7 min Ductus Arteriosus Stenting During Hybrid Approach in Patients with Hypoplastic Left Heart
Syndrome
Victorio Lucini (AR)
- 5 min Discussion
- 7 min Rotational Angiography for the Assessment of Congenital Heart Disease.
Francisco Vergara (CHL)

- 5 min Discussion
- 7 min Persistent Ductus Arteriosus Occlusion in Extremely Preterm Babies
Ernesto Vallejos (CO)
- 5 min Discussion
- 5 min Key learning points
Francisco Comas (AR)

3:10 p.m. to 4:30 p.m.

Generation of Intracardiac Defects... Is It Possible?

Chairpersons: José Alonso (AR) and Mauricio Jaramillo (BR)

Panelists: David Salazar (MX), Luiz Carlos Giuliano (BR) and Iñaki Navarro (MX)

- 3 min Opening
José Alonso (AR)
- 7 min Techniques for Perforation of the Atrial Septum
Junior Greco (PY)
- 5 min Discussion
- 7 min Atrial Septum Stenting
Victorio Lucini (AR)
- 5 min Discussion
- 7 min Perforation in Fontan Kreutzer Anastomosis
Carlos Pedra (BR)
- 5 min Discussion
- 7 min Interatrial Septum Perforation and AFR Placement for Pulmonary Hypertension
Daniel Springmuller (CHL)
Discussion
- 7 min Perforation to Decompress the LA in ECMO
Rodrigo Nieckel da Costa (BR)
- 5 min Discussion
- 5 min Key learning points
Mauricio Jaramillo (BR)

4:40 p.m. to 6:00 p.m.

Radiation Protection in Pediatrics... Are We Doing It Right?

Chairpersons: Daniel Aguirre (CHL) and José Alonso (AR)

Panelists: Alberto Sciegata (AR), Jorge Gómez (AR), Diego Antoni (AR), Mauricio Jaramillo (BR), Alberto Robredo (AR) and Salomé Capdevila (AR)

2 min	Opening <i>José Alonso (AR)</i>
7 min	Do We Know What OPRIPALC Is? <i>Carlos Ubeda (CHL)</i>
5 min	Discussion
7 min	Use of Reference Imaging as a Strategy for Radiation Protection. <i>Walter Mosquera Álvarez (CO)</i>
5 min	Discussion
7 min	Types of Radiation and Procedures, and Their Complexity. What Should We Know? <i>Patricia Miranda (CHL)</i>
5 min	Discussion
7 min	The Colombian Experience with Local DRL <i>Ana María Aristizábal (CO)</i>
5 min	Discussion
7 min	Radiation Protection in the Cath Lab: Where to Begin <i>Cecilia Britton Robles (MX)</i>
5 min	Discussion
7 min	Closure of Patent Ductus Arteriosus Minimizing Radiation: Is It Possible? <i>Jesús Damsky Barbosa (AR)</i>
5 min	Discussion
10 min	Key learning points <i>Daniel Aguirre (CHL)</i>

08:00 a.m. to 9:00 a.m.

Oral Presentation of the Best Clinical Cases and Clinical Series in Congenital Heart Disease

Chairpersons: Ricardo Gamboa (AR) and Daniel Aguirre (CHL)

Panelists: Ernesto Vallejos (CO), Rolando Gómez (AR), Rafael Lince (CO), Simón Duque (EC) and Ana María de Dios (AR)

- | | |
|-------|--|
| 5 min | Welcome and opening words
<i>Ricardo Gamboa (AR)</i> |
| 7 min | Implante Endovascular Valve In Valve de Valvula Melody en Posición Mitral con Soporte De Ecmo Electivo (6164)
<i>Justo Santiago (CO)</i> |
| 7 min | Cardiac Catheterization in Pediatric Patients Supported by Extracorporeal Membrane Oxygenation (7357)
<i>Luisa María Parra Rodas (CO)</i> |
| 7 min | Stent implantation in restrictive ventricular septal defect in a single ventricle patient for treatment of subaortic stenosis (7371)
<i>Pedro Vieira (BR)</i> |
| 7 min | Experience of Piccolo device for treating patent ductus arteriosus beyond premature newborn patients (5970)
<i>Ana María Aristizábal (CO)</i> |
| 7 min | Pediatric axillary arterial access experience in a quaternary center (7362)
<i>Mario Hattori (BR)</i> |
| 7 min | Stenosis of the Thoracic Duct in late postoperative Hraska Surgery: Percutaneous Treatment (7440)
<i>Ludmila Sales (BR)</i> |
| 7 min | Cerclaje pulmonar bilateral vía endovascular e implante diferido de stent en el conducto arterioso: Una novedosa estrategia en el manejo inicial del paciente con síndrome de corazón izquierdo hipoplásico de alto riesgo quirúrgico (7500)
<i>Justo Santiago (CO)</i> |
| 6 min | General discussion and session wrap up
<i>Daniel Aguirre (CHL)</i> |

9:00 a.m. to 10:30 a.m.

Hot Topics in Congenital Heart Disease

Chairpersons: Alejandro Peirone (AR) and Alberto Sciegatta (AR)

Panelists: Liliana Ferrín (AR), Diego Antoni (AR), Franz Freudenthal (BO), Daniel Springmuller (CHL) and Miguel de la Rosa (PAN)

AUGUST

- 5 min Welcome and opening words
Alejandro Peirone (AR)
- 10 min Percutaneous Repair of Sinus Venosus ASD: Patient Screening and Technical
Considerations.
Ziyad Hijazi (QAT)
- 5 min Discussion
- 10 min Percutaneous Closure of Ductus Arteriosus in Extremely Preterm Babies: My Best Tips!
Darren Berman (USA)
- 5 min Discussion
- 10 min Pulmonary Vein Stenosis: Is There a Strategy to Avoid Restenosis?
Gi Beom Kim (KOR)
- 5 min Discussion
- 10 min Percutaneous Implantation of Flow Regulators in Pulmonary Branches: First Experience in
Latin America.
Carlos Pedra (BR)
- 5 min Discussion
- 10 min General discussion and session wrap up
Alberto Sciegatta (AR)

10:40 a.m. to 12:00 p.m.

Variety Club... What Are We Dealing With?

Chairpersons: José Luis Pibernus (AR) and Simón Duque (EC)

Panelists: Gabriel Echegaray (UY), Jorge Gómez (AR), Luz Elena Arbeláez Correa (CO) and
Mauricio O'Connell (GUA)

- 5 min Welcome and opening words
Simón Duque (EC)
- 7 min Coronary Fistula: Approach Technique and Outcomes
Ziyad Hijazi (QAT)
- 5 min Discussion
- 7 min Systemic-to-Pulmonary Artery Collateral Branches in Univentricular Hearts: All of Them Should
Be Occluded!
Rafael Lince (CO)
- 5 min Discussion
- 7 min "Shrinking" of the Fontan Kreutzer Extracardiac Conduit: How and When It Should Be Treated
Raul Rossi (BR) (pre-recorded)
- 5 min Discussion

AUGUST

- | | |
|--------|--|
| 7 min | Percutaneous Closure of Subaortic Ventricular Septal Defects: Is It Safe?
<i>Federico Borges (VE)</i> |
| 5 min | Discussion |
| 7 min | Stenting in Infants with Coarctation of the Aorta: Should It Be Considered as the Gold Standard?
<i>Carlos Pedra (BR)</i> |
| 5 min | Discussion |
| 15 min | General discussion and session wrap up
<i>José Luis Pibernus (AR)</i> |

12:10 p.m. to 01:40 p.m.

LUNCH SYMPOSIUM - OCCLUTECH

Celebrating 20 Years of Occlutech. What are we doing in the Americas?

Chairpersons: To be confirmed

Panelists:

AFR and the Colombian experience

PLD and the Brazilian experience (live in a box case)

ASD and the USA experience

1:50 p.m. to 3:00 p.m.

VENUS: P VALVE Session

Chairpersons: Francisco Garay (CHL) and Ziyad Hijazi (QAT)

Panelists: Marcelo Rivarola (AR), Daniel Springmuller (CHL), Victorio Lucini (AR), Carlos Pedra (BR) and Alejandro Peirone (AR)

- | | |
|--------|---|
| 15 min | How to succeed in patient selection
<i>Phuoc Duong (UK)</i> |
| 15 min | P-Valve Step by Step
<i>Marcelo Rivarola (AR)</i> |
| 20 min | Challenging cases of Venus P implantation
<i>Francisco Garay (CHL)</i> |
| 10 min | CE trial results. 5 years of follow-up
<i>Ziyad Hijazi (QAT)</i> |

8
AUGUST

3:10 p.m. to 4:30 p.m.

Perforation and Stenting in the Right Ventricular Outflow Tract, Pulmonary Branches, and Ductus Arteriosus

Chairpersons: Jesús Damsky Barbosa (AR) and Daniel Springmuller (CHL)

Panelist: Amalio Benítez (PY), Manfred Hermann (VE) and Juan Pablo Rozo (MX)

- | | |
|--------|--|
| 5 min | Welcome and opening words
<i>Jesús Damsky Barbosa (AR)</i> |
| 7 min | Pulmonary Valve Atresia: When to Perforate and How.
<i>Raúl Arrieta (BR)</i> |
| 5 min | Discussion |
| 7 min | How to Predict Serpiginous Ductus Arteriosus Length and Diameter Before Stenting in a Newborn.
<i>Luis Cárdenas (CHL)</i> |
| 5 min | Discussion |
| 7 min | Alternative Ways for Ductal Stenting and RVOT Opening: Are They Safe?
<i>Rodrigo Nieckel da Costa (BR)</i> |
| 5 min | Discussion |
| 7 min | Pulmonary Artery Branch Stenosis Before Pulmonary Valve Implantation: Which Is the Best Interventional Strategy?
<i>Daniel Springmuller (CHL)</i> |
| 5 min | Discussion |
| 7 min | How to Avoid Stenting Complications in the Right Ventricular Outflow Tract.
<i>Germán Henestroza (AR)</i> |
| 5 min | Discussion |
| 15 min | General discussion and session wrap up
<i>Daniel Springmuller (CHL)</i> |

4:40 p.m. to 6:00 p.m.

My Best Case This Year!

Chairpersons: Ricardo Gamboa (AR) and Ziyad Hijazi (QAT)

Panelist: Alberto Sciegata (AR), Luiz Carlos Giuliano (BR), Luis Morales (PAN), Renata Mattos (BR) and Justo Santiago (CO)

- | | |
|-------|---|
| 3 min | Opening
<i>Ricardo Gamboa (AR)</i> |
| 7 min | Title to be confirmed
<i>José Luis Pibernus (AR)</i> |

AUGUST



5 min	Discussion
7 min	Title to be confirmed <i>Mauricio Jaramillo (BR)</i>
5 min	Discussion
7 min	Title to be confirmed <i>Jorge Gómez (AR)</i>
5 min	Discussion
7 min	Title to be confirmed <i>Luis Cárdenas (CHL)</i>
5 min	Discussion
7 min	Title to be confirmed <i>Alberto Zárate Fuentes (MX)</i>
5 min	Discussion
7 min	Title to be confirmed <i>Federico Borges (VE)</i>
5 min	Discussion
10 min	Key learning points <i>Zijad Hijazi (QAT)</i>

08:00 a.m. to 9:00 a.m.

Interventions in the Left Ventricular Outflow Tract and the Aorta

Chairpersons: José Alonso (AR) and Serrana Antúnez (UY)

Panelists: Gustavo Sánchez Ureña (MX), Rafael Echeverría (CO), Elka María Marcano (VE), Scarlett Sinisterra (PAN) and Alejandra Heath (BO)

- 2 min Opening
Serrana Antúnez (UY)

- 7 min Aortic Valvuloplasty in Young Adults: Destined to Result in Incompetence?
Francisco Garay (CHL) pre-recorded

- 5 min Discussion

- 7 min Coarctation of the Aorta: Management Strategies
Ziyad Hijazi (QAT)

- 5 min Discussion

- 7 min Self-Expanding vs. Balloon-Expandable Stents in Coarctation of the Aorta with Aneurysm
in Adult Patients
Carlos Pedra (BR)

- 5 min Discussion

- 7 min Balloon Angioplasty in 3-to-12-Month Infants with Coarctation of the Aorta: A Reasonable
Alternative to Surgery?
Alejandro Flores Arizmendi (MX)

- 5 min Discussion

- 7 min Fetal Aortic Valvuloplasty: Outcomes After Birth in Mid-Volume Program
Victorio Lucini (AR)

- 5 min Discussion

- 3 min Closing remarks
José Alonso (AR)

9:00 a.m. to 10:30 a.m.

New Technologies: An Update

Chairpersons: Carlos Guerrero (CHL) and Luis Cárdenas (CHL)

Panelists: Justo Santiago (CO), Lorenzo Gutiérrez Cobián (MX), José Mauricio Velado León (SLV) and Yeny Briones (CHL).

- 10 min Welcome and opening words
Carlos Guerrero (CHL)

7 min	Piccolo device <i>Darren Berman (USA)</i>
5 min	Discussion
7 min	Pulsta Valve <i>Gi Beom Kim (KOR)</i>
5 min	Discussion
7 min	Renata Stent <i>Darren Berman (USA)</i>
5 min	Discussion
7 min	Myval Valve <i>Alejandro Peirone (AR)</i>
5 min	Discussion
7 min	Harmony Valve <i>Luis Cárdenas (CHL)</i>
5 min	Discussion
15 min	General discussion and session wrap up <i>Luis Cárdenas (CHL)</i>

10:40 a.m. to 12:00 p.m.

Interventions in Pathologies Unfamiliar to Us!

Chairpersons: Walter Mosquera Álvarez (CO) and Carlos Guerrero (CHL)

Panelists: Diana Núñez Ceballos (CO), María Guadalupe Jiménez Carbajal (MX) and Junior Greco (PY)

5 min	Welcome and opening words <i>Walter Mosquera Álvarez (CO)</i>
7 min	Dilatation in The Venus Territory: A New Journey <i>Raúl Arrieta (BR)</i>
5 min	Discussion
7 min	Pulsta Valve Implantation in Challenging Anatomies <i>Gi Beom Kim (KOR)</i>
5 min	Discussion
7 min	Hybrid Access in Percutaneous Pulmonary Valve Implants <i>Marcelo Rivarola (AR)</i>
5 min	Discussion
7 min	Middle Aortic Syndrome: Different Strategies <i>José Luis Alonso (AR)</i>

- 5 min Discussion
- 7 min Percutaneous Lymphatic Interventions: Are We Making Any Progress in the Region?
Raúl Arrieta (BR)
- 5 min Discussion
- 10 min General discussion and session wrap up
Carlos Guerrero (CHL)

12:10 p.m. to 1:40 p.m.

LUNCH SYMPOSIUM - OMNIMEDICA PULSTA LIVE CASE FROM BUENOS AIRES - HOSPITAL MILSTEIN – TAEWOONG MEDICAL & OMNIMEDICA

Chairpersons: Alejandro Peirone (AR) and Daniel Aguirre (CHL)

Panelists: Daniel Springmuller (CHL), Raúl Arrieta (BR), Liliana Ferrín (AR), Luz Elena Arbeláez (CO) and Cecilia Britton Robles (MX)

- 5 min Welcome and presentation
Alejandro Peirone (AR)
- 45 min PULSTA LIVE CASE FROM BUENOS AIRES - HOSPITAL MILSTEIN – TAEWOONG MEDICAL & OMNIMEDICA
Miguel Payaslian (AR) - Gi Beom Kim (KOR) - Germán Henestrosa (AR) - Diego Antoni (AR)
- 30 min Pannel discussion
- 10 min Session Wrap up and closing remarks
Daniel Aguirre (CHL)

1:50 p.m. to 3:00 p.m.

I Had a Bad Day... My Worst Nightmare!

Chairpersons: Raúl Arrieta (BR) and Victorio Lucini (AR)

Panelists: Justo Santiago (CO), Walter Mosquera Álvarez (CO) and Alfonso Asdrubal (VE)

- 4 min Opening
Victorio Lucini (AR)
- 7 min Title to be confirmed
Jesús Dasmky Barbosa (AR)
- 5 min Discussion
- 7 min Title to be confirmed
Germán Henestrosa (AR)



- | | |
|-------|--|
| 5 min | Discussion |
| 7 min | Title to be confirmed
<i>Walter Mosquera Álvarez (CO)</i> |
| 7 min | Discussion |
| 5 min | Title to be confirmed
<i>Carlos Guerrero (CHL)</i> |
| 5 min | Discussion |
| 7 min | Title to be confirmed
<i>Juan Carlos Ramiro (CUB)</i> |
| 5 min | Discussion |
| 4 min | Closing remarks
<i>Raúl Arriera (BR)</i> |



10:40 a.m. to 12:00 p.m.

CORONARY

Coordinator: Dionisio Chambre (AR)

Posters discussants: Marcelo Omar Bettinotti (AR), Francisco Ayala (CHL), Omar Tupayachi (AR), José Escalante (AR), Cristian Pazos (AR), Daniela Roguier (AR), Freddy Dueñas Romero (CHL), José Ramón Benítez (MX), Alicia Lorena Terragno (AR)

Panel A

Implementation of a program of chronic total occlusions in a tertiary medical center in Mexico City:

Development and early results (5838)

Sergio Alberto Rodríguez López (MX)

A novel risk stratification model for PCI: validation of UK-BCIS Chip Score in Latin-America (5882)

Iván Eduardo Cabrales Escobar (MX)

Atypical angiographic manifestation of cardiac allograft vasculopathy (5900)

Cristian Garmendia (AR)

Rotational Atherectomy for Calcified Coronary Lesions - A University Hospital Experience (7215)

Juan Ignacio Damonte (AR)

Angioplastia en pacientes con oclusión total crónica: Resultados iniciales del programa desarrollado en un Hospital Público (5940)

Martín Oscos (AR)

Estrategia coronaria y periférica de un desafío multiterritorio (6006)

Francisco Goldaracena (AR)

Panel B

Fístulas coronarias múltiples y enfermedad aterosclerótica severa. Descripción de un caso y revisión bibliográfica (6074)

Carlos Arturo Medrano Florez (AR)

Bypass venoso aorto-seno venoso coronario accidental que actúa como ductus artificial generando insuficiencia cardíaca y su resolución por cateterismo (6124)

Joaquín Cedeño Muñoz (AR)

Avaliao fisiológica coronaria em ambos os sexos com seguimento de dois anos: primeiro registro da America Latina (6158)

Clarissa Dall'Orto (BR)

Resultados del tratamiento percutáneo en pacientes con lesiones en tronco coronario izquierdo en LATAM. Subanálisis del Registro LATAM Bif (7296)

Nicolás Zaderenko (AR)

Panel C

Angioplastia de alto riesgo utilizando-se dispositivo de asistencia circulatoria por vía alternativa (7308)

Fabiola Barbosa (BR)

Sonotrombolisis con ecoscopia cardíaca en infarto agudo del miocardio con elevación segmento ST posterior a quimioterapia. 'Un aliado a la mano' (7312)

Ángel Giancarlo Nájera Albarrán (MX)



Stent recoberto: una opción terapéutica no tratamiento de enfermedad arterial coronaria (DAC) obstructiva asociada a aneurisma de coronaria (7333)
Rodrigo Erick Hornez Quiroga (BR)

Angioplastia de tronco protegido de coronaria izquierda y de aneurisma gigante de descendente anterior en paciente con antecedentes de cirugía de revascularización (7339)
María Gabriela González (AR)

Panel D

Tratamiento y correlación entre el calcio coronario por angiografía e IVUS (7475)
José Cristian Ferrufino (AR)

Nuestra experiencia de disección coronaria espontánea (5991)
Francisco Roca (AR)

Cardiogenic shock mortality in acute myocardial infarction with multivessel disease. (6066)
Luis Adrián Águila Alvarado (MX)

1:50 p.m. to 3:00 p.m.

STRUCTURAL

Coordinator: Guido Chiabrando (AR)

Posters discussants: Jorgelina Medus (AR), Rodrigo Alderete (AR), Ruben Kevorkián (AR), Freddy Dueñas Romero (CHL), Mercedes Quiroga (AR), Martín Oscos (AR), Ossiel Rico (MX), Lucía Martínez (UY)

Panel A

Cierre percutáneo de orejuela izquierda severamente dilatada con dispositivo ocluidor (7344)
Rubén Alonso Sánchez (MX)

Successful rescue of a stent with a compromised trunk in transcatheter aortic valve replacement with favorable outcome (5947)
José Ramón Benítez (MX)

Drenaje venoso parcial mixto de venas pulmonares izquierdas (6097)
Elías Vinader (PY)

Panel B

Caso clínico implante de válvula pulmonar venus (6200)
García Silvia (AR)

¿Reduce la superposición de cúspides los trastornos de conducción post implante valvular aórtico? (6202)
María Agustina Sansevero (AR)

Cierre de persistencia de conducto arterioso en pacientes adultos con hipertensión pulmonar suprasistémica (6206)
Ramiro Lasso (EC)

Evolución e impacto de minimalismo en reemplazo aórtico percutáneo (7222)
Federico Liberman (AR)

Panel C

Estrategia de prevención de oclusión Coronaria en el Implante de Válvula Aórtica Transcateter (7223)



María José Bernal Calle (UY)

Necesidad de marcapaso definitivo de acuerdo al género en el TAVI con la técnica de Implante alto o
Cups Overlapping (7246)
Silvina Esther Gómez (AR)

Valve in valve con válvula aórtica (Melody) en posición pulmonar (7319)
Rubén Alonso Sánchez (MX)

Colocación de TAVI en paciente con cayado aórtico angulado y extremadamente calcificado (7397)
Agustín Hauqui (AR)

Panel D

Prevalence and predictors of coronary artery disease in patients undergoing TAVR in a university
hospital in Argentina (6199)
Giuliana Corna (AR)

TAVI paciente 45 años aorta Bicúspide con amiloidosis cardiaca (5915)
Marco Massano (AR)

¿How is pure aortic valve regurgitation currently performing? A scope from the experience in
transcatheter aortic valve replacement (5916)
Mario Alejandro Buitrago Gómez (CO)

3:10 p.m. to 4:30 p.m.

PERIPHERAL

Coordinator: Bibiana Manavella (AR)

Posters discussants: Rosario Amorin (AR), César Ochoa (VE), Carlos A. Rojas Matas (AR),
Jhonatan Miara (AR), Enzo Moreschi Aquino (AR), Ossiel Rico (MX), Pedro Zangroniz (AR), Ulises
Bonilla (SLV)

Panel A

Corrección endovascular de ramas ilíacas retraídas. ¿Enmendando errores? (5906)
Pablo Rubio (AR)

Embolización de urgencia de arteria pulmonar en una paciente con hipertensión pulmonar severa. A
propósito de un caso (5929)
Silvia Huarachi (AR)

Embolización arterial bariátrica en el tratamiento de la obesidad y el síndrome metabólico: seguridad y
efectos agudos sobre el apetito (6031)
Cristian Francisco Pazos Redondo (AR)

Endoleak tipo IIIa por dislocación compleja de endoprotesis abdominal: resolución endovascular (6037)
Franco Paolantonio (ARG)

Panel B

Reperfusion sil vous plait (RSVP): timing de reperfusión en trombosis venosa profunda aguda de
miembros inferiores (6061)
Ricardo Costantini (AR)

Reparación endovascular de aneurismas de aorta abdominal con cuello hostil: resultados disruptivos.
(7270)
Liljestrom Facundo (AR)



Tratamiento endovascular de la trombosis venosa profunda aguda: experiencia de un nuevo enfoque terapéutico. (7286)

Pablo Núñez (AR)

Acceso poplíteo retrógrado distal (P3) como primera estrategia en la revascularización de territorio ili-aco, femoral y poplíteo. (7411)

Hauqui Agustín (AR)

Panel C

Litotricia intravascular por acceso retrografo poplíteo distal (p3) en oclusión calcificada de la arteria femoral común y superficial. (7428)

Hauqui Agustín (AR)

Trombosis venosa profunda de vena cava inferior: reconstrucción cavo-iliaca con stents venosos dedicados. (7438)

Pablo Núñez (AR)

Rol del tratamiento endovascular en la isquemia mesentérica aguda. (7462)

Mercedes Quiroga (AR)

Resolución híbrida de aneurisma de cayado aórtico y arteria subclavia. (7482)

Maximiliano Jara (AR)

Panel D

Revascularización arterial periférica de pacientes diabéticos y tabaquistas. Registro de un año, en un hospital público. (7489)

Manuel Traghetto (AR)

Trombosis subaguda de stent carotideo. (5899)

Ronaldo da Rocha Loures Bueno (BR)

Isquemia Crítica de miembro inferior izquierdo por fractura y trombosis de stent autoexpandible, con tratamiento de salvataje endovascular. A propósito de un caso. (6078)

Daniela Roguier (AR)

Endoprotese de aorta para fechamento percutaneo de canal arterial em adulto. (7305)

Fabiola Barbosa (BR)

4:40 p.m. to 6:00 p.m.

PEDIATRICS

Coordinator: Ricardo Gamboa (AR)

Posters discussants: Asdrubal Antonio Alfonso (VE), Elena Luz Arbeláez Correa, Manfred Hermanni (VE), María Jiménez Carbajal (MX), Luisa María Parra Rodas (CO), José Mariano Seminario (AR), Urdiales Peñalva Joaquín Nicolás (AR)

Panel A

Cierre percutáneo de comunicación interauricular en casos complejos: técnicas diferentes para anatomías diferentes. (5972)

Federico Ivan Weckesser (AR)

Reemplazo valvular pulmonar percutáneo en paciente con Tetralogía de Fallot y agenesia de arteria pulmonar izquierda: ampliando indicaciones. (5938)



Rodrigo Egües Almeida (AR)

Panel B

Cardiac Catheterization in Pediatric Patients Supported by Extracorporeal Membrane Oxygenation: A 6-Year Experience. Cardiac catheterization in critically ill children after cardiac surgery is crucial for diagnostic and therapeutic purposes. (6140)

Carlos Guerrero (CHL)

Fechamento do canal arterial no prematuro: estudo comparando a ligadura cirurgica e a oclusao percutanea com pratese Piccolo®. (6146)

Rodrigo Nieckel da Costa (BR)

Initial experience in lymphatic system interventions at a quaternary center. (7366)

Mario Hattori (BR)

Las cardiopatías congénitas cianóticas con filmonar ductus dependiente. (7467)

Matías Echeverría Croquevielle (CHL)

Panel C

Right Ventricle Outflow Tract Stenting in Patients with Hypercyanotic Spells vs Elective procedure. (7470)

Gabriela Barbosa (BR)

Resultados inmediatos del reemplazo valvular percutáneo con válvula autoexpandible en pacientes con cardiopatías congénitas operadas: experiencia inicial en Latinoamérica. (7491)

Daniel Springmuller (CHL)

Cierre de Ductus arterios persistente en pacientes con hipertensión pulmonar y anatomía desfavorable. (6036)

José Luis Alonso (AR)

Panel D

Angioplastia con stent cubierto como manejo de coartación aórtica en edad pediátrica. (7471)

Matías Echeverría Croquevielle (CHL)

Percutaneous tricuspid valve implantation following Fontan-Bjork surgery: a cutting-edge approach. (7483)

Malu Carmona da Rosa (BR)

Single center initial experience with medtronic harmony valve implantation in Santiago Chile. (5982)

Luis Cárdenas Melo (CHL)

Implante híbrido de stent coronario por lesión intraoperatoria. (5986)

Urdiales Peñalva Joaquín Nicolás (AR)



9:00 a.m. to 10:30 a.m.

CORONARY

Coordinator: Corina Biagioni (AR).

Posters discussants: Félix Damas de los Santos (MX), Agustín Girassolli (AR), Martín Rodolfo Hermida (AR), Ricardo Mario Iglesias (AR), Francisco Ayala (CHL), Agustín Castro (AR), Jesús Guzmán Pérez (VE), Mercedes Quiroga (AR), Martín Oscos (AR), Alejandro Pacheco (MX), García Silvia (AR)

Panel A

Resultados de la angioplastia guiada por reserva fraccional de flujo en pacientes con síndrome coronario crónico en un hospital público entre el período de 2021 a 2023. (6145)

Raúl Méndez Choque (AR)

Avaliao funcional invasiva nos pacientes com doenca renal conica com seguimento de longo-prazo: primeiro registro da America Latina. (6159)

Clarissa Dall'Orto (BR)

Infarto agudo do miocardio por disseccao espontanea do tronco da coronaria esquerda. (7295)

Fabiola Barbosa (BR)

Panel B

Efecto de intervención coronaria percutánea sobre la fragilidad en adultos mayores con infarto de miocardio. (7381)

Jonathan Díaz Díaz Jurado (CO)

Rescate exitoso de guía coronaria en lesión compleja de bifurcación. (7403)

Ossiel Rico (MX)

Evaluación de la calidad de vida en pacientes con enfermedad arterial coronaria (EAC) beneficiados con revascularización percutánea utilizando el test de angina de seattle. (7405)

Omar José Valderrama Luna (VE)

Síndrome coronario agudo: tratamiento conservador, trombolisis periférica y revascularización percutánea en pacientes del hospital Vargas de Caracas. Enero 2022-diciembre 2022. (7415)

Omar José Valderrama Luna (VE)

Panel C

Aterectomia coronaria laser: una importante ferramenta no tratamento de reestenose de stent. (7422)

Jean Carlo Mayta Calderon (PE)

Angioplastia en bifurcación de tronco de coronaria izquierda, una técnica desafiante. (7433)

Liljestrom Facundo (AR)

Angioplastia de tronco coronario izquierdo guiada por IVUS. (7439)

Leticia Rodríguez Falero (UY)

Estudio comparativo de la técnica de stent provisional vs técnica de dos stents en pacientes con enfermedad significativa de Tronco Coronario Izquierdo no protegido con seguimiento a 30 días y 6 meses. (7448)

Jorge Rafael Osorio Agosto (MX)



Panel D

Mortalidad en el Infarto agudo de miocardio con elevación del ST, en la Provincia de Santa Cruz, Argentina. (7472)

Facundo José Barrientos Cánovas (AR)

Signo C-CAT: Nuevo predictor sonográfico de perforación coronaria. (5886)

Velarde Acosta Kevin (PE)

Angioplastia de una oclusión crónica total de la arteria Descendente Anterior en una variante anatómica de arteria coronaria única. (5981)

Christian Chávez (PY)

Litotricia intravascular de urgencia. (6007)

Jorge Luis Matus (AR)

10:40 a.m. to 12:00 p.m

STRUCTURAL

Coordinator: Carlos Fernández Pereira (AR)

Posters discussants: Federico Blanco (AR), Nelson Bonilla (SLV), Silvia Makhoul (AR), Mario Andres Fernandez (AR), Camila Belén Gallardo Garcia (AR), Adolfo Ferrero Guadagnoli (UY), Martín Oscos (AR)

Panel A

Embolio STEMI in Tetralogy of Fallot. (5979)

Sotelo Velázquez (MX)

Implante percutáneo valvular pulmonar en adulto mayor con Cirugía de Ross. (5990)

Carlos Federico Giachello (AR)

Percutaneous closure of spontaneous rupture of non-coronary sinus of Valsalva to the right ventricle. (7211)

Génesis Eunice Aguilar Trueba (MX)

TAVR y protección cerebral en paciente post endocarditis. (7360)

Alex Rocha (UY)

Panel B

Perfil clínico y resultados de la cirugía de sustitución valvular y la terapia transcater en la estenosis aórtica severa. (7427)

Gabriel Pintos (UY)

Bioprosthetic or native Aortic Scallop Intentional Laceration to prevent iatrogenic Coronary Artery obstruction (BASILICA) y protección activa de arterias coronarias con Chimney stenting para prevención de oclusión coronaria. (7451)

Jean Carlo Mayta Calderon (PE)

Valve in Valve balón expandible sobre TAVI previa autoexpandible. (7456)

José Cristian Ferruffino (AR)

Valve in valve mitral: cuando el riesgo es no intentarlo. (5907)

Mauro Mucilli (AR)



Panel C

Implante percutáneo de válvula pulmonar. (6130)
Marcelo Cabrera (AR)

Transcatheter mitral valve implant in a patient with previous ghost valve (valve in valve). (6170)
Elisa Ramos (BR)

Resultados del éxito técnico inmediato y a 30 días en pacientes con morfología bicúspide vs tricúspide sometidos a implante transcater de válvula aórtica. (7297)
Alejandro Pacheco (MX)

Penetrance of TAVR in Latin America compared with North America and Europe - Insight from BIBA Medtech registry. (7358)
Horacio Medina de Chazal (CHL)

Panel D

Oclusión percutánea de la orejuela izquierda con presencia de trombo mediante técnica 'non touch': reporte de un caso. (7394)
Jorge Tello (AR)

Implante de válvula aórtica trans-catéter en paciente nefropata crónico con doble lesión aórtica e insuficiencia cardiaca con fracción de eyección de ventrículo izquierdo reducida. (7347)
Uriel de Jesús López Bautista (MX)

Registro de incidencia de marcapasos definitivo en pacientes sometidos a TAVI en el Hospital Dr. Cesar Milstein. (7450)
Sergio Candia (AR)

1:50 p.m. to 3:00 p.m.

PERIPHERAL

Coordinator: Ana Mollon (AR)

Posters discussants: Oscar Esteban Birollo (AR), Agustín Castro (AR), Jonathan Miara (AR), Martín Najenson (AR), Pablo Núñez (AR), Carlos Iván Soledispa Suárez (EC), Alejandro Moguilner (AR), Mariano Palena (AR/IT), Daniela Roguier (AR), José Ramón Benítez (MX), Raúl Méndez Choque (AR), Carlos Federico Giachello (AR)

Panel A

Reparación endoluminal de aorta abdominal por perforación y pseudoaneurisma secundario a traumatismo cerrado de abdomen. (7306)
Joaquín Cassiet (AR)

Utilización de Endoanchors para tratamiento endovascular de aneurisma de aorta abdominal con cuello hostil. (7342)
Hernán Ríos (AR)

Utilización de catéter de reentrada (outback) por acceso retrografo poplíteo distal (p3) en oclusión femoral superficial. (7408)
Agustín Hauqui (AR)

Equipo interdisciplinario vascular periférico: tendencia en amputaciones globales. (7469)
Ricardo Andrés Constantini (AR)



Panel B

Tratamiento híbrido por etapas de pseudoaneurisma de bypass subclavio-aórtico como complicación tardía en la corrección quirúrgica de interrupción aórtica. (5857)

Jesús García (VE)

Trombosis subaguda de stent carotideo. (5975)

Paulo Marco Álvarez (AR)

Tratamiento endovascular de lesiones severas y oclusivas de las arterias Iliacas. (7248)

Gustavo César García Maldonado (AR)

Panel C

Ruptura de Aneurisma de Aorta Toraco Abdominal: Técnica de Snorkel Stent de urgencia, para la preservación de la perfusión esplénica. (5867)

Juan Andrés Scaglia (AR)

Enfermedad arterial periférica: Iliacas muy calcificadas. (7310)

Beatriz Azpúrua (VE)

Recanalización exitosa mediante plastia con balón y colocación de stent coronario en injerto de tubo de Goretex en paciente posoperada de síndrome de ALCAPA. (7441)

José Pablo Sonqui Soto (MX)

3:10 p.m. to 4:30 p.m.

PEDIATRICS

Coordinator: José Alonso (AR)

Posters discussants: Elka María Marcano (VE), Roberto Mijangos Vázquez (MX), Diana Núñez Ceballos (CO), Alberto Emilio Robredo (AR), Rodrigo Egües Almeida (AR)

Panel A

Experiencia en un centro de derivación en los últimos 10 años en el cierre de comunicación interventricular perimembranosa. (6067)

Juan Agustín Echeverría (AR)

Experiencia angioplastia con stent en Coartación de Aorta por acceso carotideo en pediatría. (6192)

José Mariano Seminario (AR)

Use of electrosurgical unit in complex percutaneous procedures for children with congenital heart disease. (7368)

Pedro Vieira (BR)

Cateterismo cardiaco en soporte circulatorio en pacientes operados de cardiopatía congénita. (6020)

Urdiales Peñalva Joaquín Nicolás (AR)

Panel B

Fate of the unligated vertical vein after repair of infracardiac anomalous pulmonary venous connection: transcatheter closure of patent vertical vein after repair with a big device (22mm) amplatzer vascular PLUG-II. (6144)

Carlos Guerrero (CHL)

Percutaneous closure of type IV aortopulmonary window. An illustrative case. (7299)

Francisco Javier Robles Ortiz (MEX)

Reemplazo percutáneo de válvulas derechas con técnica válvula en válvula en cardiopatías congénitas: experiencia inicial en LATAM. (7335)
Marcelo Cabrera (AR)

Uso de válvula pulmonar Venus-p en cardiopatías congénitas, experiencia de un centro en Colombia. (5969)
Ana Aristizábal (CO)

Panel C

Three-dimensional reference imaging as novel tool for radioprotection in pediatric patients. (6014)
Ana Aristizábal (CO)

Hemodinámica en Cardiopatías Congénitas: Experiencia inicial en hospital polivalente del noreste argentino. (6056)
Fernanda Tamara Sanguer Acuña (AR)

Risk factors associated with serious adverse events in pediatric cardiac catheterization. (5995)
Walter Mosquera Álvarez (CO)

Primera experiencia del centro intervencionista pediátrico más austral de Latinoamérica. (7354)
Urdiales Peñalva Joaquín Nicolás (AR)

Panel D

Atrioseptostomía con doble balón en pacientes mayores de 2 meses. (7229)
Manfred Hermann (VE)

Assessment of stent implantation outcomes in congenital heart diseases with duct-dependent pulmonary blood flow. (7370)
Pedro Vieira (BR)

Transcatheter closure of Fontan-Kreutzer Fenestration: experience at a center in Colombia. (6009)
Ana Aristizábal (CO)

Selective embolization of lymphangiectasia in patient with dysfunctional fontan. Case report. (5993)
Walter Mosquera Álvarez (CO)



9:00 a.m. to 10:30 a.m.

MISCELLANEOUS

Coordinator: Andrea Robaina (VE)

Posters discussants: Juan Francisco Álvarez Sevillano (AR), Bertha Gonzales (PE), Sofía Krause (AR), Carlos Pereira (VE), Alfonzo Asdrubal (VE), Jose Luis Vilorio (VE), Martín Oscos (AR), Raúl Méndez Choque (AR)

Panel A

Interleukin-1 blockade in myocardial infarction and complex coronary artery disease. (7452)

Martín Denicolai (AR)

Panel B

Uso de stent coronario cubierto para la resolución endovascular de lesión por arma de fuego. (5921)

Alicia Lorena Terragno (AR)

Comparación de exposición a radiación en procedimientos de hemodinamia en dos tipos de angiografos. (6136)

María Claudia Varela Pérez (CO)

Origen anómalo aórtico de las arterias coronarias (AAOCA) y diferentes escenarios en el laboratorio de hemodinamia (Serie de Casos). (7233)

Héctor Ortiz Mendoza (CO)

Impacto del dengue en IAMCEST. (7429)

Rocío Isabel López Miranda (AR)

Panel C

Enfrentando la calcificación coronaria. (5946)

Tomás Cuneo (AR)

Predictores de fracaso en el retiro de filtro de vena cava inferior. (7238)

Juan Agustín Noya (AR)

Pulmonary vein stenting for iatrogenic stenosis after radio frequency ablation. In-stent restenosis and percutaneous treatment. (7468)

Sebastián Piñel (AR)

Manejo de perforación coronaria con stent recubierto. (7474)

José Manuel Escalante (AR)

Panel D

Caso de trombosis aguda después de una revascularización completa en enfermedad multivaso. (5976)

Alejandro Morales Domínguez (MX)

Perforación coronaria, pesadilla en la sala de hemodinamia. (5998)

Martín Palmieri (AR)

Report of 2 cases using continuous aspiration catheter in patients admitted with evolved anterior STEMI and organized thrombus. (6168)

Elisa Ramos (BR)



MINOCA vrs Síndrome de TAKO-TSUBO (0001)
Karen Melissa López Leiva (SLV)

10:40 a.m. to 12:00 p.m

CORONARY

Coordinator: Fernando Cohen (AR)

Posters discussants: María José Bernal Calle (EC), Nancy Benicia Silvera Ruiz (PY), César del Castillo (CHL), Mario Andrés Fernández (AR), Gustavo Hidalgo Alava (EC), Rubén Kevorkián (AR), Rodrigo Daghlawi Machado (BR), José Ramón Benítez (MX), Martín Oscos (AR), Raúl Méndez Choque (AR), Francisco Goldaracena (AR)

Panel A

Angioplastia primaria a arteria coronaria derecha ectasica con stent autoexpandible liberador de sirolimus. (6039)

Mariela Alejandra Herrera (AR)

Angioplastia compleja de arteria coronaria derecha usando anclaje con balon en arteria circunfleja con origen anómalo. (6098)

Heberto Aquino Bruno (MX)

Extracción de embolo de calcio con sistema tromboaspiración mecánico en infarto agudo del miocardio con elevación del ST tipo V secundario a sustitución de válvula aórtica. (6155)

Ordóñez Salazar Bayardo Antonio (MX)

Abordaje cubital como alternativa para procedimientos diagnósticos y de intervención coronaria en síndromes coronarios agudos-experiencia inicial. (6205)

Ramiro Lasso (EC)

Complicación de aterectomia rotacional de tronco coronario izquierdo resulta mediante intervención coronaria percutánea con técnica de doble kissing stent. (7383)

José Pablo Sonqui Soto (MX)

Panel B

Tronco de coronaria izquierda no protegido. Relato de una oclusión total crónica y su revascularización en la vida real. (6053)

Juan Pablo Lerner (AR)

Angioplastia de oclusión total crónica de arteria coronaria derecha. (7443)

Miguel Ocana (AR)

Add NewPredictable variables related to urgent angioplasty success in patients presented with ST elevation myocardial infarction patients. (7478)

Mercedes Quiroga (AR)

Resultado inmediato de la revascularización en pacientes internados en un Hospital de la ciudad de Rosario, Santa Fe Argentina en un año. (7488)

Manuel Traghetti (AR)

Panel C

Angioplastia de tronco coronario izquierdo: experiencia de un centro. (7290)

Pabla Cataldo (CHL)

Uso de Balones liberadores de droga, experiencia del Hospital Vargas de Caracas. (7401)

Omar Jose Valderrama Luna (VE)

Revascularización de pacientes con enfermedad coronaria significativa sometidos a TAVI. (7414)

Freddy Duenas Romero (CHL)

Panel D

Angioplastia de oclusión total crónica de arteria coronaria derecha. (7445)

Miguel Ocana (AR)

Rol de imágenes intravasculares en obstrucciones de bifurcación. (7457)

José Cristian Ferrufino (AR)

SPONSORS





**SOLACI
CACI 24**

ARGENTINA

**BUENOS AIRES HILTON
BUENOS AIRES, ARGENTINA**



XXIX ANNUAL CONGRESS OF LATIN AMERICAN SOCIETY
OF INTERVENTIONAL CARDIOLOGY

XXXIV NATIONAL ANNUAL CONGRESS OF THE ARGENTINE COLLEGE
OF INTERVENTIONAL CARDIOANGIOLOGY

INSTITUTIONAL INTERNATIONAL SUPPORT





**SOLACI
CACI`24**

ARGENTINA

**BUENOS AIRES HILTON
BUENOS AIRES, ARGENTINA**



XXIX ANNUAL CONGRESS OF LATIN AMERICAN SOCIETY
OF INTERVENTIONAL CARDIOLOGY

XXXIV NATIONAL ANNUAL CONGRESS OF THE ARGENTINE COLLEGE
OF INTERVENTIONAL CARDIOANGIOLOGY



SOCIEDAD
SUDAMERICANA
DE CARDIOLOGIA

GOVERNMENT SUPPORT



Vamos Buenos Aires

Ministerio de Salud



SOLACI SOCIME'25

MEXICO CITY

AUGUST 6 - 8, 2025

EXPO SANTA FE, MEXICO

XXX ANNUAL CONGRESS OF LATIN AMERICAN
SOCIETY OF INTERVENTIONAL CARDIOLOGY

ANNUAL CONGRESS OF THE MEXICAN SOCIETY
OF INTERVENTIONAL CARDIOLOGY



www.solacicongress.org





CACI



XXIX ANNUAL CONGRESS OF LATIN AMERICAN SOCIETY
OF INTERVENTIONAL CARDIOLOGY

XXXIV NATIONAL ANNUAL CONGRESS OF THE ARGENTINE COLLEGE
OF INTERVENTIONAL CARDIOANGIOLOGY

www.solacicongress.org